**FICHA GENERAL DE MUESTREOS PARA OXÍGENO, TURBIDEZ, CLOROFILA Y TEMPERATURA** **FECHA: 20220406**

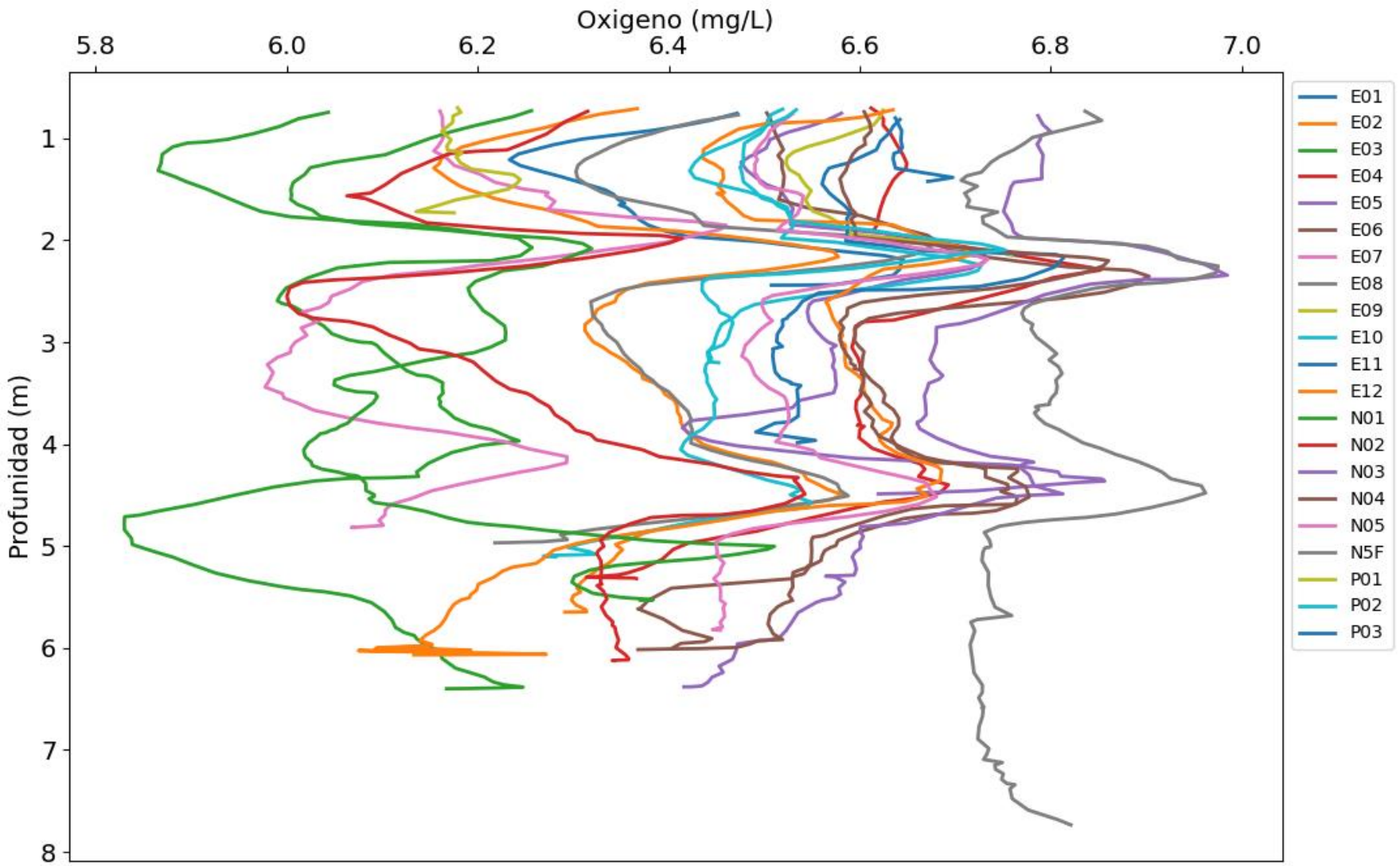

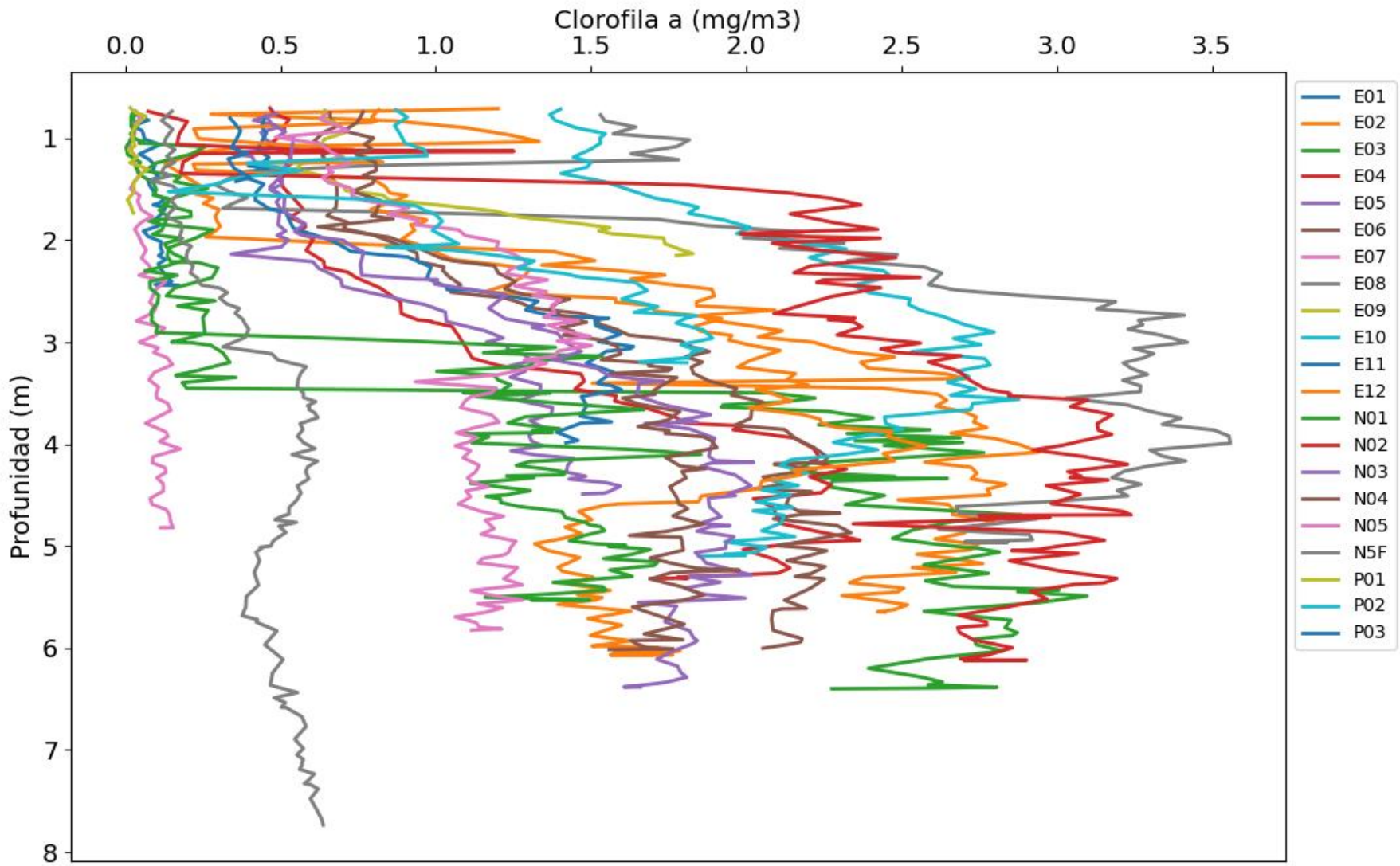
Clorofila a (mg/m3)
0.0
0.5
1.0
1.5
2.0
2.5
3.0
3.5
Profunidad (m)
1
2
3
4
5
6
7
8
E01
E02
E03
E04
E05
E06
E07
E08
E09
E10
E11
E12
N01
N02
N03
N04
N05
N5F
P01
P02
P03

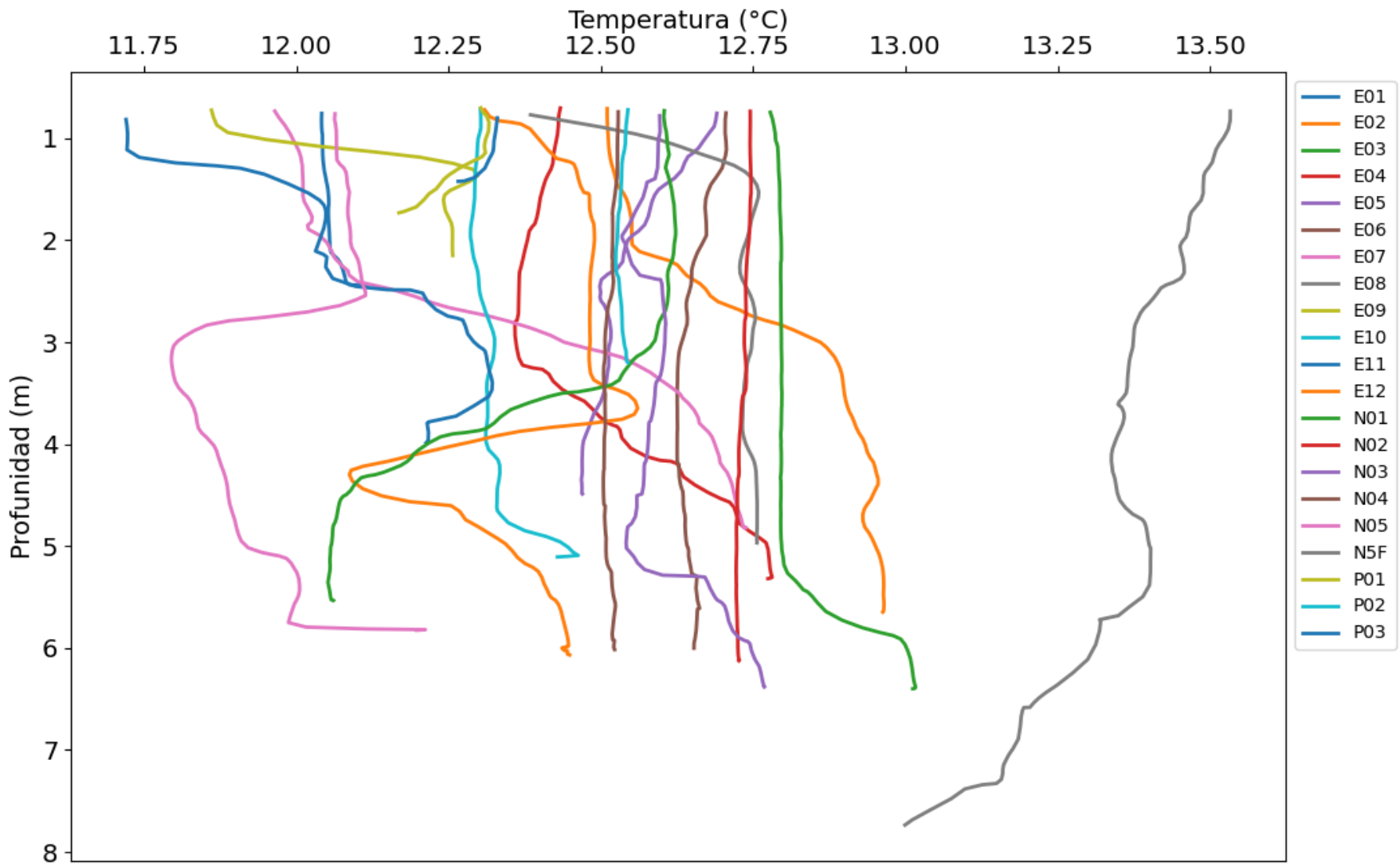
Temperatura (°C)
11.75
12.00
12.25
12.50
12.75
13.00
13.25
13.50
Profunidad (m)
1
2
3
4
5
6
7
8
E01
E02
E03
E04
E05
E06
E07
E08
E09
E10
E11
E12
N01
N02
N03
N04
N05
N5F
P01
P02
P03

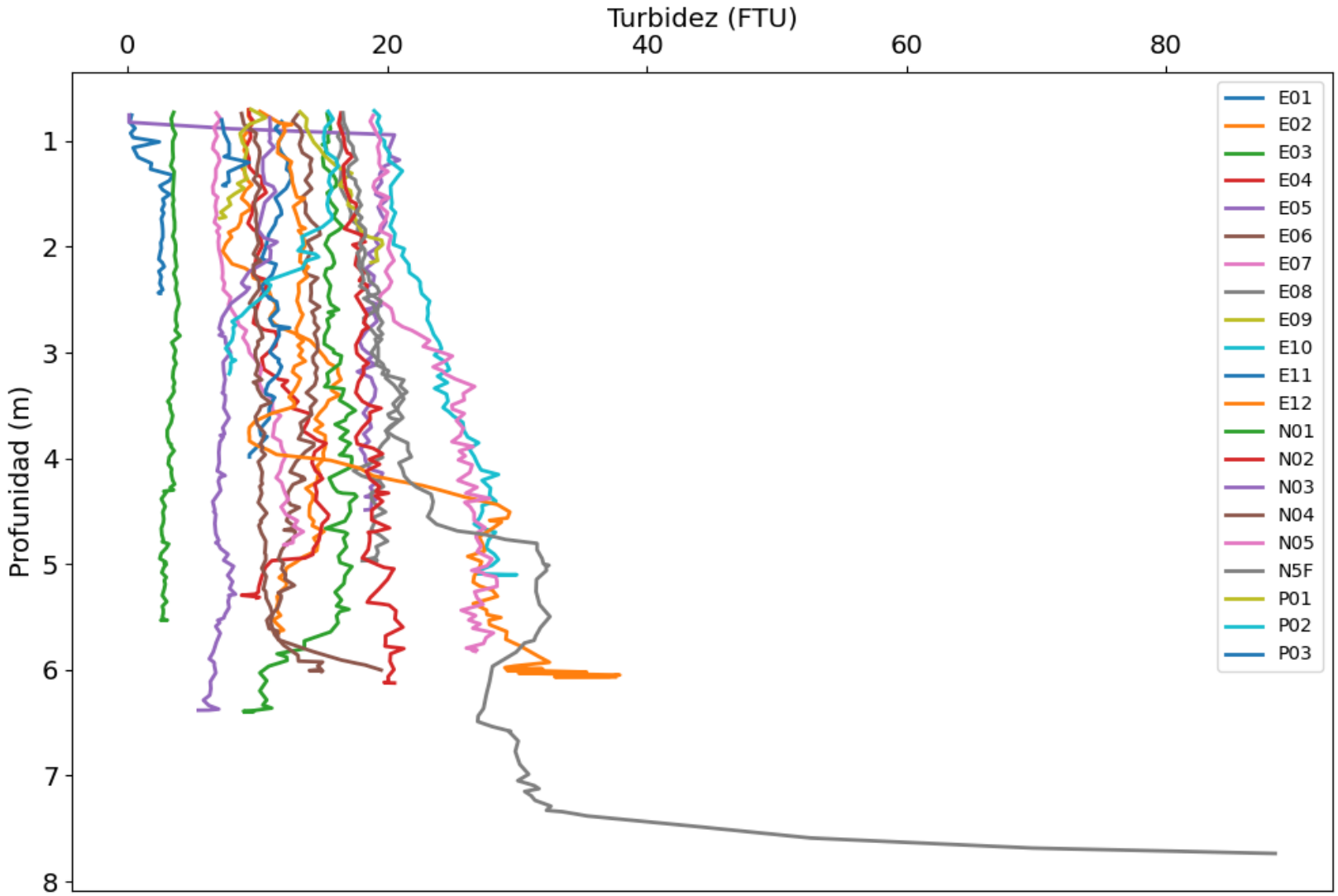
Turbidez (FTU)
0
20
40
60
80
Profunidad (m)
1
2
3
4
5
6
7
8
E01
E02
E03
E04
E05
E06
E07
E08
E09
E10
E11
E12
N01
N02
N03
N04
N05
N5F
P01
P02
P03

**Nombre: CTD E01 - Punto 001** **Fecha: 06/04/2022** **Hora: 08:04:17**

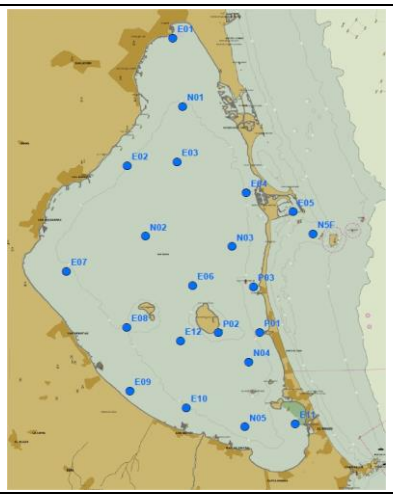


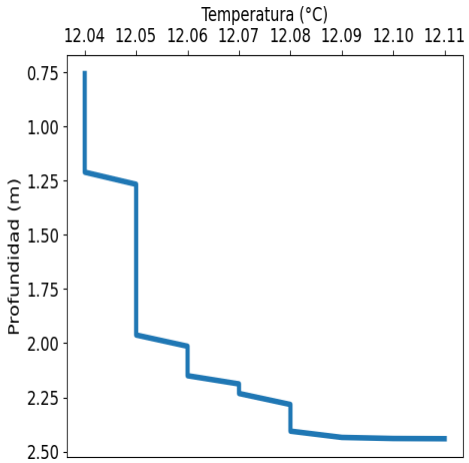


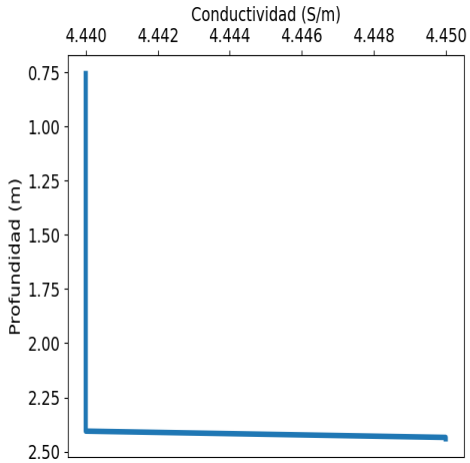


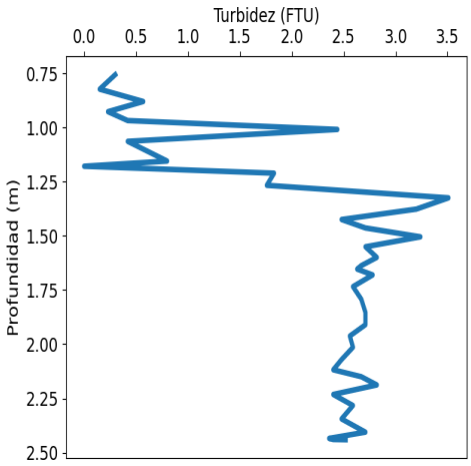


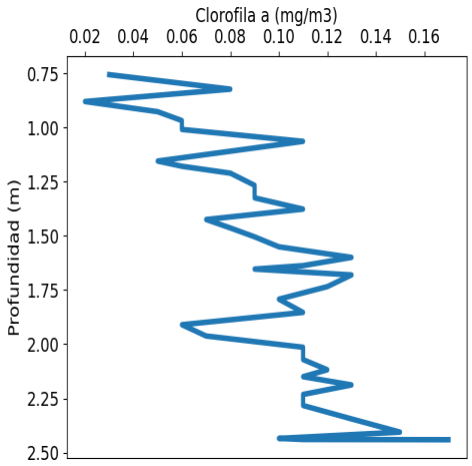


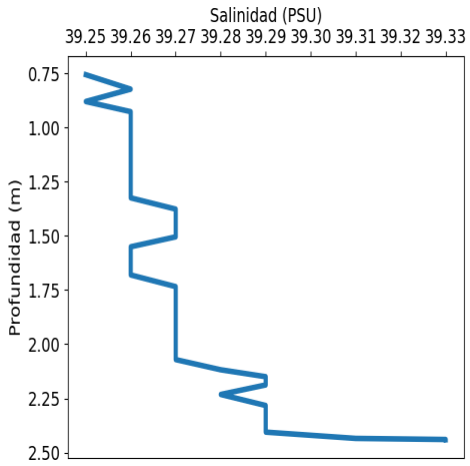


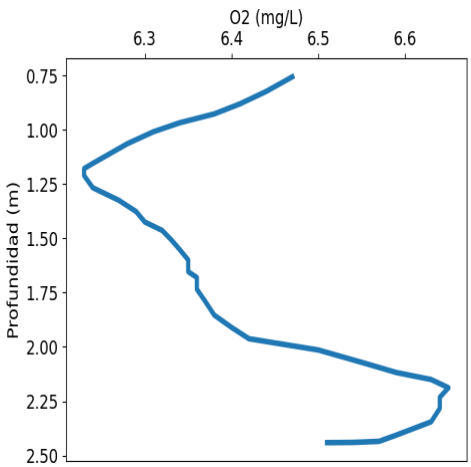


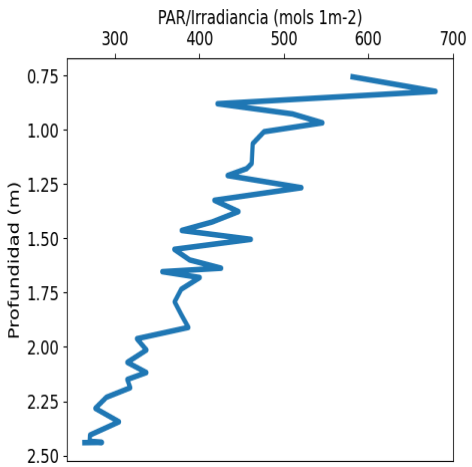




| VALORACIÓN PRELIMINAR DE DATOS: NIVELES MÍNIMOS Y MÁXIMOS PARA CADA VARIABLE | | | | | | | |
|---|---|---|---|---|---|---|---|
| | Temp. (°C) | Conductividad (S/m) | Turbidez (FTU) | Oxígeno (mg/l) | PAR/Irradiancia (mols-1m-2) | Clorofila ($mg/m^3$) | Salinidad (PSU) |
| **MÍNIMO** | 12.04 | 4.44 | 0.0 | 6.23 | 263.75 | 0.02 | 39.25 |
| **PROF (metros)** | 0.755 | 0.755 | 1.178 | 1.178 | 2.441 | 0.879 | 0.755 |
| **MÁXIMO** | 12.11 | 12.11 | 3.51 | 6.65 | 679.65 | 0.17 | 39.33 |
| **PROF (metros)** | 2.441 | 2.435 | 1.324 | 2.188 | 0.822 | 2.441 | 2.44 |

| DATOS MEDIOS PARA CADA VARIABLE EN TODA LA COLUMNA DE AGUA | | | | | | | |
|---|---|---|---|---|---|---|---|
| CTD E01 - Punto 001 | Temp. (°C) | Conductividad (S/m) | Turbidez (FTU) | Oxígeno (mg/L) | PAR/Irradiancia (mols-1m-2) | Clorofila (mg/m3) | Salinidad (PSU) |
| 0 - 1m | 12.04 | 4.44 | 0.34 | 6.41 | 547.63 | 0.05 | 39.26 |
| 1 - 2m | 12.05 | 4.44 | 2.46 | 6.32 | 412.84 | 0.09 | 39.26 |
| 2 - 3m | 12.08 | 4.44 | 2.54 | 6.59 | 298.57 | 0.12 | 39.29 |

| OBSERVACIONES GENERALES |
|---|
| |

| DATOS DETALLADOS PARA CADA VARIABLE EN TODA LA COLUMNA DE AGUA | | | | | | | |
|---|---|---|---|---|---|---|---|
| Profundidad (m) | Temp. (°C) | Conductividad (S/m) | Turbidez (FTU) | Oxígeno (mg/L) | PAR/Irradiancia (mols-1m-2) | Clorofila (mg/m3) | Salinidad (PSU) |
| 0.755 | 12.04 | 4.44 | 0.3 | 6.47 | 581.22 | 0.03 | 39.25 |
| 0.822 | 12.04 | 4.44 | 0.15 | 6.44 | 679.65 | 0.08 | 39.26 |
| 0.879 | 12.04 | 4.44 | 0.57 | 6.41 | 421.33 | 0.02 | 39.25 |
| 0.926 | 12.04 | 4.44 | 0.23 | 6.38 | 510.23 | 0.05 | 39.26 |
| 0.967 | 12.04 | 4.44 | 0.42 | 6.34 | 545.71 | 0.06 | 39.26 |
| 1.008 | 12.04 | 4.44 | 2.44 | 6.31 | 476.51 | 0.06 | 39.26 |
| 1.063 | 12.04 | 4.44 | 0.42 | 6.28 | 463.12 | 0.11 | 39.26 |
| 1.154 | 12.04 | 4.44 | 0.8 | 6.24 | 461.94 | 0.05 | 39.26 |
| 1.178 | 12.04 | 4.44 | 0.0 | 6.23 | 455.98 | 0.06 | 39.26 |
| 1.21 | 12.04 | 4.44 | 1.83 | 6.23 | 433.32 | 0.08 | 39.26 |
| 1.266 | 12.05 | 4.44 | 1.76 | 6.24 | 520.87 | 0.09 | 39.26 |
| 1.324 | 12.05 | 4.44 | 3.51 | 6.27 | 417.64 | 0.09 | 39.26 |
| 1.376 | 12.05 | 4.44 | 3.2 | 6.29 | 446.36 | 0.11 | 39.27 |
| 1.424 | 12.05 | 4.44 | 2.48 | 6.3 | 415.13 | 0.07 | 39.27 |
| 1.463 | 12.05 | 4.44 | 2.71 | 6.32 | 378.99 | 0.08 | 39.27 |
| 1.504 | 12.05 | 4.44 | 3.24 | 6.33 | 460.98 | 0.09 | 39.27 |
| 1.55 | 12.05 | 4.44 | 2.71 | 6.34 | 370.22 | 0.1 | 39.26 |
| 1.599 | 12.05 | 4.44 | 2.82 | 6.35 | 388.5 | 0.13 | 39.26 |
| 1.637 | 12.05 | 4.44 | 2.67 | 6.35 | 425.85 | 0.11 | 39.26 |
| 1.653 | 12.05 | 4.44 | 2.63 | 6.35 | 356.0 | 0.09 | 39.26 |
| 1.68 | 12.05 | 4.44 | 2.78 | 6.36 | 400.48 | 0.13 | 39.26 |
| 1.734 | 12.05 | 4.44 | 2.59 | 6.36 | 378.46 | 0.12 | 39.27 |
| 1.792 | 12.05 | 4.44 | 2.67 | 6.37 | 370.65 | 0.1 | 39.27 |
| 1.853 | 12.05 | 4.44 | 2.71 | 6.38 | 378.81 | 0.11 | 39.27 |
| 1.91 | 12.05 | 4.44 | 2.71 | 6.4 | 386.98 | 0.06 | 39.27 |
| 1.962 | 12.05 | 4.44 | 2.56 | 6.42 | 325.98 | 0.07 | 39.27 |
| 2.014 | 12.06 | 4.44 | 2.59 | 6.5 | 337.36 | 0.11 | 39.27 |
| 2.071 | 12.06 | 4.44 | 2.48 | 6.55 | 314.63 | 0.11 | 39.27 |
| 2.118 | 12.06 | 4.44 | 2.4 | 6.59 | 337.28 | 0.12 | 39.28 |
| 2.15 | 12.06 | 4.44 | 2.67 | 6.63 | 314.63 | 0.11 | 39.29 |
| 2.188 | 12.07 | 4.44 | 2.82 | 6.65 | 318.22 | 0.13 | 39.29 |
| 2.232 | 12.07 | 4.44 | 2.4 | 6.64 | 289.91 | 0.11 | 39.28 |
| 2.283 | 12.08 | 4.44 | 2.59 | 6.64 | 276.78 | 0.11 | 39.29 |
| 2.345 | 12.08 | 4.44 | 2.48 | 6.63 | 304.93 | 0.13 | 39.29 |
| 2.406 | 12.08 | 4.44 | 2.71 | 6.59 | 270.5 | 0.15 | 39.29 |
| 2.435 | 12.09 | 4.45 | 2.36 | 6.57 | 270.12 | 0.1 | 39.31 |
| 2.44 | 12.1 | 4.45 | 2.4 | 6.54 | 284.78 | 0.11 | 39.33 |
| 2.441 | 12.11 | 4.45 | 2.52 | 6.51 | 263.75 | 0.17 | 39.33 |

**Nombre: CTD N01 - Punto 002** **Fecha: 06/04/2022** **Hora: 08:04:32**

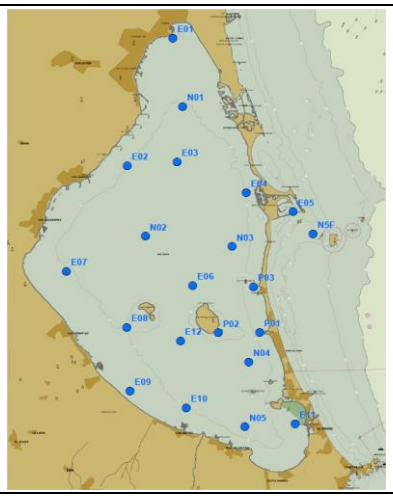


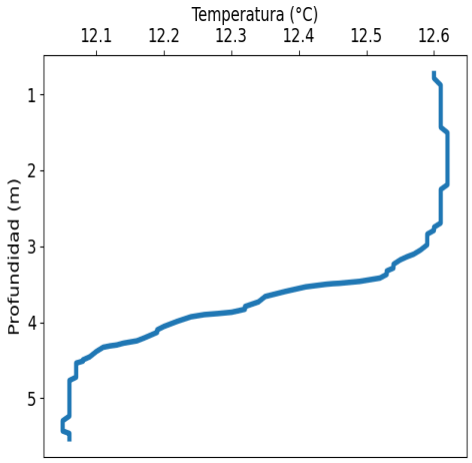


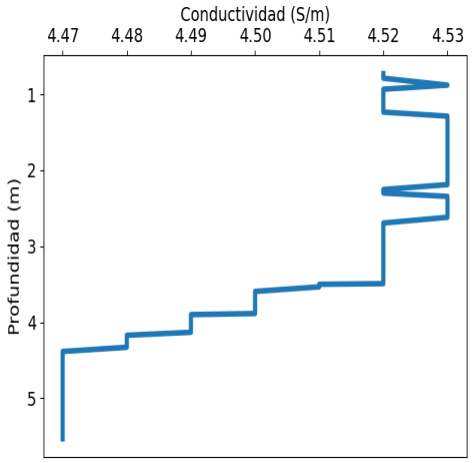


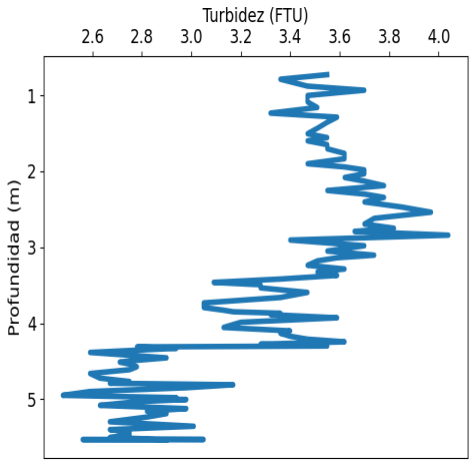


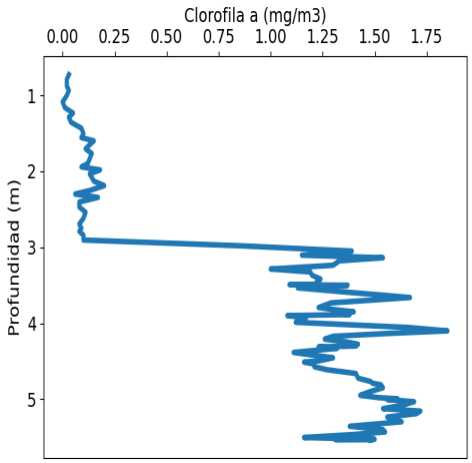


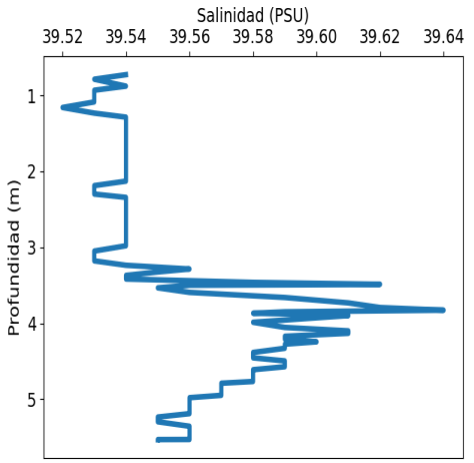


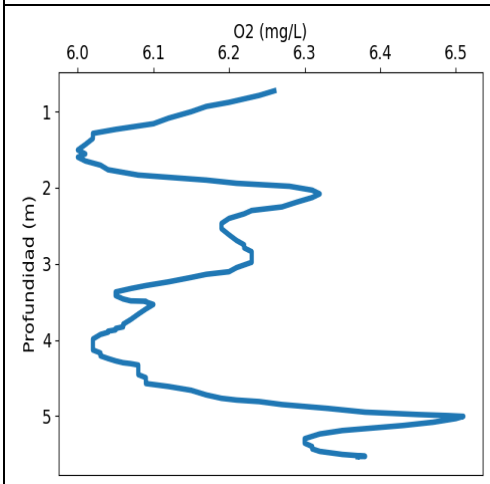


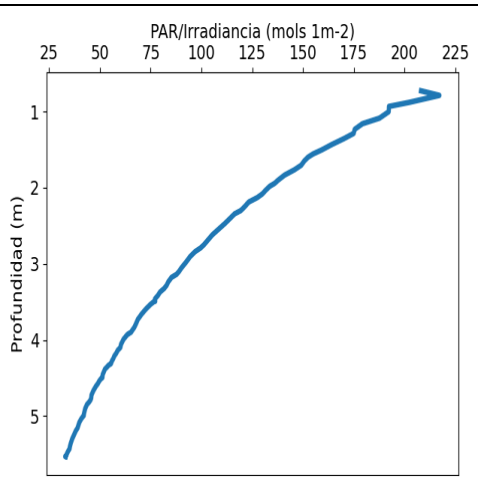




| VALORACIÓN PRELIMINAR DE DATOS: NIVELES MÍNIMOS Y MÁXIMOS PARA CADA VARIABLE | | | | | | | |
|---|---|---|---|---|---|---|---|
| | Temp. (°C) | Conductividad (S/m) | Turbidez (FTU) | Oxígeno (mg/l) | PAR/Irradiancia (mols-1m-2) | Clorofila ($mg/m^3$) | Salinidad (PSU) |
| **MÍNIMO** | 12.05 | 4.47 | 2.48 | 6.0 | 32.94 | 0.0 | 39.52 |
| **PROF (metros)** | 5.296 | 4.384 | 4.948 | 1.506 | 5.53 | 1.088 | 1.161 |
| **MÁXIMO** | 12.62 | 12.62 | 4.04 | 6.51 | 217.09 | 1.85 | 39.64 |
| **PROF (metros)** | 1.506 | 0.88 | 2.841 | 5.003 | 0.789 | 4.1 | 3.828 |

| DATOS MEDIOS PARA CADA VARIABLE EN TODA LA COLUMNA DE AGUA | | | | | | | |
|---|---|---|---|---|---|---|---|
| CTD N01 - Punto 002 | Temp. (°C) | Conductividad (S/m) | Turbidez (FTU) | Oxígeno (mg/L) | PAR/Irradiancia (mols-1m-2) | Clorofila (mg/m3) | Salinidad (PSU) |
| 0 - 1m | 12.6 | 4.52 | 3.52 | 6.22 | 204.94 | 0.02 | 39.54 |
| 1 - 2m | 12.62 | 4.53 | 3.53 | 6.08 | 159.06 | 0.09 | 39.54 |
| 2 - 3m | 12.61 | 4.53 | 3.73 | 6.24 | 111.57 | 0.16 | 39.54 |
| 3 - 4m | 12.42 | 4.51 | 3.37 | 6.08 | 75.09 | 1.27 | 39.57 |
| 4 - 5m | 12.1 | 4.48 | 2.95 | 6.15 | 50.65 | 1.4 | 39.58 |
| 5 - 6m | 12.06 | 4.47 | 2.81 | 6.37 | 36.47 | 1.52 | 39.56 |

| OBSERVACIONES GENERALES |
|---|
| |

| DATOS DETALLADOS PARA CADA VARIABLE EN TODA LA COLUMNA DE AGUA | | | | | | | |
|---|---|---|---|---|---|---|---|
| Profundidad (m) | Temp. (°C) | Conductividad (S/m) | Turbidez (FTU) | Oxígeno (mg/L) | PAR/Irradiancia (mols-1m-2) | Clorofila (mg/m3) | Salinidad (PSU) |
| 0.729 | 12.6 | 4.52 | 3.55 | 6.26 | 208.03 | 0.03 | 39.54 |
| 0.789 | 12.6 | 4.52 | 3.36 | 6.24 | 217.09 | 0.02 | 39.53 |
| 0.88 | 12.61 | 4.53 | 3.47 | 6.2 | 202.37 | 0.02 | 39.54 |
| 0.934 | 12.61 | 4.52 | 3.7 | 6.17 | 192.26 | 0.03 | 39.53 |
| 1.003 | 12.61 | 4.52 | 3.47 | 6.15 | 192.17 | 0.02 | 39.53 |
| 1.088 | 12.61 | 4.52 | 3.47 | 6.12 | 187.6 | 0.0 | 39.53 |
| 1.161 | 12.61 | 4.52 | 3.51 | 6.1 | 179.22 | 0.01 | 39.52 |
| 1.235 | 12.61 | 4.52 | 3.32 | 6.05 | 175.4 | 0.05 | 39.53 |
| 1.288 | 12.61 | 4.53 | 3.59 | 6.02 | 174.91 | 0.03 | 39.54 |
| 1.355 | 12.61 | 4.53 | 3.55 | 6.02 | 170.24 | 0.04 | 39.54 |
| 1.434 | 12.61 | 4.53 | 3.51 | 6.01 | 164.15 | 0.09 | 39.54 |
| 1.506 | 12.62 | 4.53 | 3.47 | 6.0 | 159.1 | 0.1 | 39.54 |
| 1.557 | 12.62 | 4.53 | 3.55 | 6.01 | 154.98 | 0.09 | 39.54 |
| 1.6 | 12.62 | 4.53 | 3.47 | 6.0 | 152.45 | 0.15 | 39.54 |
| 1.65 | 12.62 | 4.53 | 3.55 | 6.01 | 150.59 | 0.13 | 39.54 |
| 1.705 | 12.62 | 4.53 | 3.55 | 6.03 | 149.13 | 0.11 | 39.54 |
| 1.765 | 12.62 | 4.53 | 3.62 | 6.04 | 145.78 | 0.14 | 39.54 |
| 1.835 | 12.62 | 4.53 | 3.62 | 6.08 | 140.93 | 0.13 | 39.54 |
| 1.901 | 12.62 | 4.53 | 3.47 | 6.17 | 137.77 | 0.12 | 39.54 |
| 1.943 | 12.62 | 4.53 | 3.62 | 6.21 | 136.05 | 0.09 | 39.54 |
| 1.982 | 12.62 | 4.53 | 3.7 | 6.28 | 133.62 | 0.18 | 39.54 |
| 2.033 | 12.62 | 4.53 | 3.7 | 6.31 | 131.65 | 0.13 | 39.54 |
| 2.082 | 12.62 | 4.53 | 3.62 | 6.32 | 129.98 | 0.14 | 39.54 |
| 2.13 | 12.62 | 4.53 | 3.7 | 6.31 | 127.51 | 0.15 | 39.54 |
| 2.189 | 12.62 | 4.53 | 3.78 | 6.29 | 123.29 | 0.2 | 39.53 |
| 2.253 | 12.61 | 4.52 | 3.55 | 6.27 | 121.17 | 0.13 | 39.53 |
| 2.3 | 12.61 | 4.52 | 3.7 | 6.23 | 119.41 | 0.06 | 39.53 |
| 2.344 | 12.61 | 4.53 | 3.78 | 6.22 | 116.32 | 0.17 | 39.54 |
| 2.404 | 12.61 | 4.53 | 3.7 | 6.2 | 114.08 | 0.08 | 39.54 |
| 2.47 | 12.61 | 4.53 | 3.85 | 6.19 | 111.57 | 0.08 | 39.54 |
| 2.539 | 12.61 | 4.53 | 3.97 | 6.19 | 108.71 | 0.11 | 39.54 |
| 2.619 | 12.61 | 4.53 | 3.74 | 6.2 | 105.39 | 0.1 | 39.54 |
| 2.694 | 12.61 | 4.52 | 3.7 | 6.21 | 103.0 | 0.08 | 39.54 |
| 2.75 | 12.6 | 4.52 | 3.82 | 6.22 | 101.22 | 0.09 | 39.54 |
| 2.791 | 12.6 | 4.52 | 3.66 | 6.22 | 99.62 | 0.08 | 39.54 |
| 2.841 | 12.59 | 4.52 | 4.04 | 6.23 | 96.86 | 0.1 | 39.54 |

| 2.905 | 12.59 | 4.52 | 3.4 | 6.23 | 94.47 | 0.1 | 39.54 |
|---|---|---|---|---|---|---|---|
| 2.98 | 12.59 | 4.52 | 3.7 | 6.23 | 92.39 | 0.85 | 39.54 |
| 3.05 | 12.58 | 4.52 | 3.55 | 6.21 | 90.27 | 1.39 | 39.53 |
| 3.104 | 12.57 | 4.52 | 3.74 | 6.2 | 88.88 | 1.15 | 39.53 |
| 3.138 | 12.56 | 4.52 | 3.59 | 6.17 | 87.77 | 1.54 | 39.53 |
| 3.179 | 12.55 | 4.52 | 3.51 | 6.15 | 85.27 | 1.33 | 39.53 |
| 3.237 | 12.54 | 4.52 | 3.47 | 6.12 | 83.7 | 1.3 | 39.54 |
| 3.286 | 12.54 | 4.52 | 3.62 | 6.09 | 82.79 | 1.0 | 39.56 |
| 3.325 | 12.53 | 4.52 | 3.51 | 6.07 | 81.63 | 1.19 | 39.55 |
| 3.37 | 12.53 | 4.52 | 3.59 | 6.05 | 79.69 | 1.2 | 39.54 |
| 3.418 | 12.52 | 4.52 | 3.36 | 6.05 | 78.51 | 1.24 | 39.54 |
| 3.462 | 12.49 | 4.52 | 3.09 | 6.06 | 77.11 | 1.22 | 39.58 |
| 3.487 | 12.46 | 4.52 | 3.24 | 6.07 | 77.13 | 1.22 | 39.62 |
| 3.492 | 12.45 | 4.52 | 3.28 | 6.09 | 77.29 | 1.09 | 39.61 |
| 3.5 | 12.44 | 4.51 | 3.28 | 6.09 | 76.47 | 1.37 | 39.56 |
| 3.534 | 12.41 | 4.51 | 3.28 | 6.1 | 74.91 | 1.13 | 39.55 |
| 3.594 | 12.38 | 4.5 | 3.47 | 6.09 | 72.68 | 1.38 | 39.56 |
| 3.661 | 12.35 | 4.5 | 3.36 | 6.08 | 70.56 | 1.67 | 39.59 |
| 3.732 | 12.34 | 4.5 | 3.05 | 6.07 | 68.67 | 1.29 | 39.61 |
| 3.793 | 12.32 | 4.5 | 3.05 | 6.06 | 67.71 | 1.23 | 39.62 |
| 3.828 | 12.32 | 4.5 | 3.13 | 6.06 | 67.1 | 1.33 | 39.64 |
| 3.849 | 12.31 | 4.5 | 3.17 | 6.05 | 66.6 | 1.4 | 39.59 |
| 3.868 | 12.3 | 4.5 | 3.36 | 6.05 | 66.11 | 1.31 | 39.58 |
| 3.885 | 12.28 | 4.5 | 3.32 | 6.04 | 65.71 | 1.38 | 39.6 |
| 3.899 | 12.26 | 4.49 | 3.4 | 6.04 | 65.32 | 1.08 | 39.61 |
| 3.928 | 12.24 | 4.49 | 3.59 | 6.03 | 63.61 | 1.17 | 39.6 |
| 3.987 | 12.22 | 4.49 | 3.2 | 6.02 | 61.77 | 1.12 | 39.58 |
| 4.055 | 12.2 | 4.49 | 3.13 | 6.02 | 60.46 | 1.66 | 39.59 |
| 4.1 | 12.19 | 4.49 | 3.4 | 6.02 | 60.09 | 1.85 | 39.61 |
| 4.132 | 12.19 | 4.49 | 3.36 | 6.02 | 58.92 | 1.58 | 39.61 |
| 4.171 | 12.18 | 4.48 | 3.4 | 6.03 | 58.14 | 1.3 | 39.59 |
| 4.209 | 12.17 | 4.48 | 3.47 | 6.03 | 57.19 | 1.26 | 39.59 |
| 4.244 | 12.16 | 4.48 | 3.62 | 6.04 | 56.63 | 1.36 | 39.6 |
| 4.275 | 12.14 | 4.48 | 3.28 | 6.05 | 55.97 | 1.42 | 39.59 |
| 4.299 | 12.13 | 4.48 | 3.55 | 6.06 | 55.65 | 1.41 | 39.59 |
| 4.311 | 12.12 | 4.48 | 2.78 | 6.07 | 55.5 | 1.23 | 39.59 |
| 4.329 | 12.11 | 4.48 | 2.94 | 6.08 | 54.44 | 1.32 | 39.59 |
| 4.384 | 12.1 | 4.47 | 2.59 | 6.08 | 52.52 | 1.11 | 39.58 |
| 4.455 | 12.09 | 4.47 | 2.9 | 6.08 | 51.4 | 1.3 | 39.58 |
| 4.495 | 12.08 | 4.47 | 2.75 | 6.09 | 51.28 | 1.23 | 39.59 |
| 4.511 | 12.08 | 4.47 | 2.71 | 6.09 | 50.48 | 1.16 | 39.59 |
| 4.537 | 12.07 | 4.47 | 2.75 | 6.09 | 49.79 | 1.21 | 39.59 |
| 4.572 | 12.07 | 4.47 | 2.78 | 6.09 | 49.04 | 1.21 | 39.59 |
| 4.611 | 12.07 | 4.47 | 2.75 | 6.12 | 48.01 | 1.27 | 39.58 |
| 4.661 | 12.07 | 4.47 | 2.59 | 6.15 | 46.93 | 1.41 | 39.58 |
| 4.722 | 12.07 | 4.47 | 2.63 | 6.17 | 45.91 | 1.42 | 39.58 |
| 4.766 | 12.06 | 4.47 | 2.75 | 6.19 | 45.74 | 1.48 | 39.58 |
| 4.789 | 12.06 | 4.47 | 2.67 | 6.21 | 45.39 | 1.49 | 39.57 |
| 4.809 | 12.06 | 4.47 | 3.17 | 6.24 | 44.9 | 1.53 | 39.57 |
| 4.848 | 12.06 | 4.47 | 2.98 | 6.27 | 43.67 | 1.54 | 39.57 |
| 4.898 | 12.06 | 4.47 | 2.59 | 6.33 | 42.84 | 1.48 | 39.57 |
| 4.948 | 12.06 | 4.47 | 2.48 | 6.38 | 42.38 | 1.43 | 39.57 |
| 4.979 | 12.06 | 4.47 | 2.94 | 6.45 | 42.15 | 1.52 | 39.56 |
| 4.993 | 12.06 | 4.47 | 2.82 | 6.49 | 42.13 | 1.61 | 39.56 |
| 5.003 | 12.06 | 4.47 | 2.98 | 6.51 | 41.76 | 1.56 | 39.56 |
| 5.032 | 12.06 | 4.47 | 2.78 | 6.5 | 40.96 | 1.69 | 39.56 |
| 5.08 | 12.06 | 4.47 | 2.63 | 6.47 | 39.95 | 1.63 | 39.56 |
| 5.123 | 12.06 | 4.47 | 2.98 | 6.43 | 39.43 | 1.54 | 39.56 |

| | | | | | | | |
|---|---|---|---|---|---|---|---|
| 5.156 | 12.06 | 4.47 | 2.82 | 6.39 | 39.06 | 1.72 | 39.56 |
| 5.189 | 12.06 | 4.47 | 2.9 | 6.35 | 38.26 | 1.7 | 39.56 |
| 5.234 | 12.06 | 4.47 | 2.82 | 6.32 | 37.5 | 1.56 | 39.55 |
| 5.296 | 12.05 | 4.47 | 2.67 | 6.3 | 36.46 | 1.63 | 39.55 |
| 5.355 | 12.05 | 4.47 | 3.01 | 6.3 | 35.72 | 1.38 | 39.56 |
| 5.399 | 12.05 | 4.47 | 2.67 | 6.31 | 35.29 | 1.54 | 39.56 |
| 5.43 | 12.05 | 4.47 | 2.75 | 6.31 | 35.1 | 1.55 | 39.56 |
| 5.463 | 12.06 | 4.47 | 2.75 | 6.32 | 34.34 | 1.4 | 39.56 |
| 5.503 | 12.06 | 4.47 | 2.67 | 6.35 | 33.65 | 1.16 | 39.56 |
| 5.526 | 12.06 | 4.47 | 2.86 | 6.38 | 33.31 | 1.5 | 39.56 |
| 5.529 | 12.06 | 4.47 | 3.05 | 6.38 | 33.12 | 1.31 | 39.56 |
| 5.53 | 12.06 | 4.47 | 2.56 | 6.37 | 32.94 | 1.49 | 39.55 |
| 5.532 | 12.06 | 4.47 | 2.9 | 6.37 | 33.2 | 1.48 | 39.55 |

**Nombre: CTD E03 - Punto 003** **Fecha: 06/04/2022** **Hora: 08:04:18**

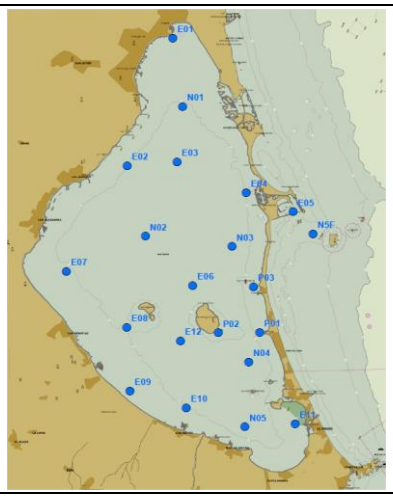


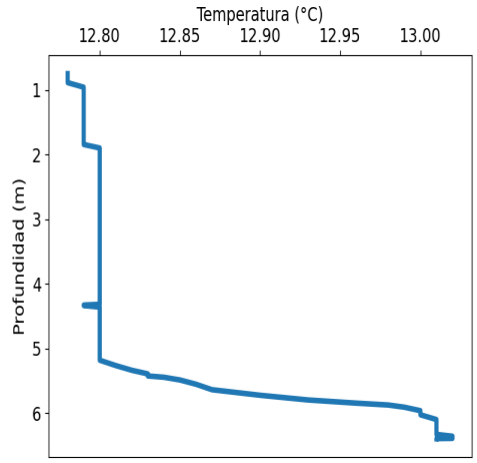


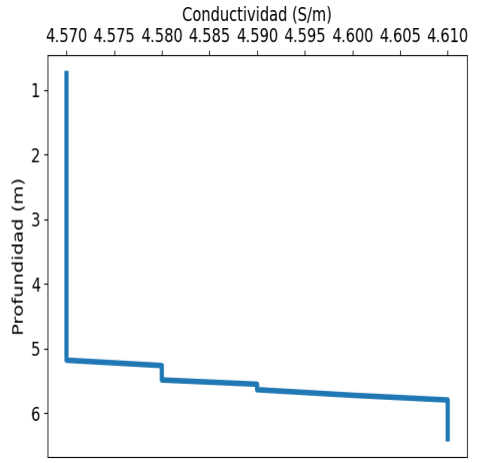


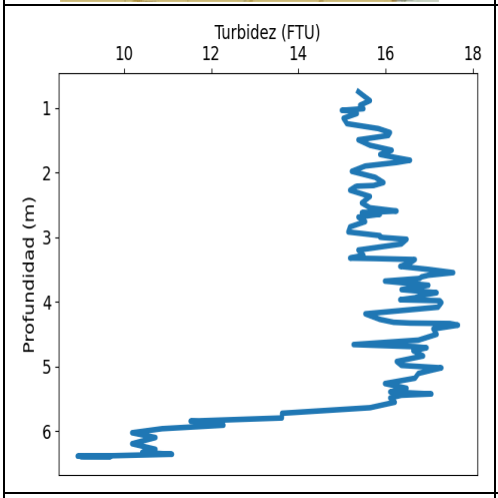


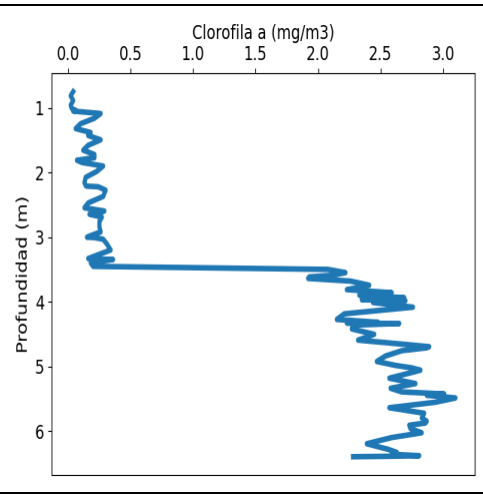


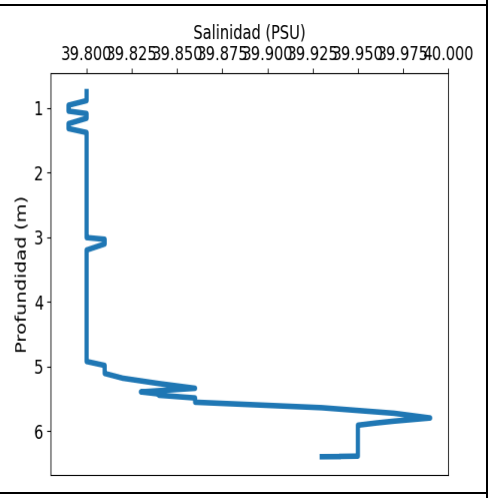


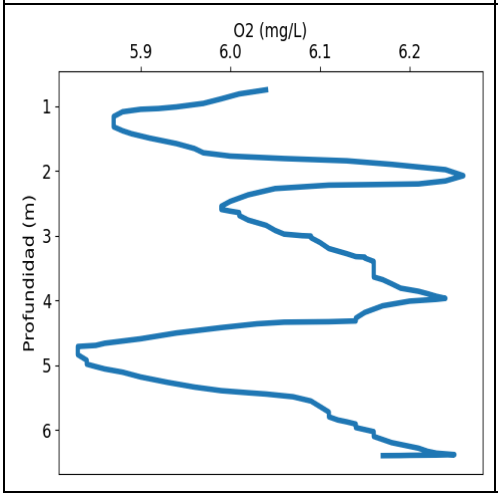


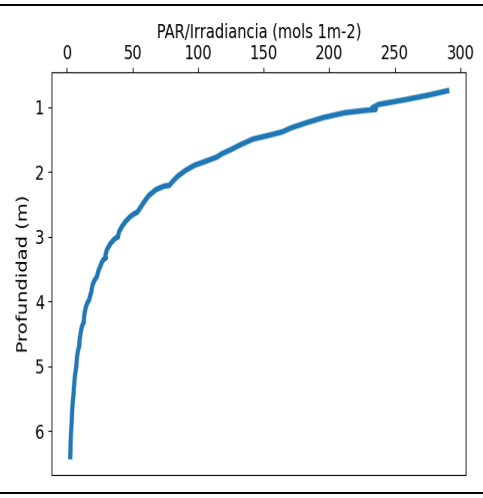

| VALORACIÓN PRELIMINAR DE DATOS: NIVELES MÍNIMOS Y MÁXIMOS PARA CADA VARIABLE | | | | | | | |
|---|---|---|---|---|---|---|---|
| | Temp. (°C) | Conductividad (S/m) | Turbidez (FTU) | Oxígeno (mg/l) | PAR/Irradiancia (mols-1m-2) | Clorofila ($mg/m^3$) | Salinidad (PSU) |
| **MÍNIMO** | 12.78 | 4.57 | 8.93 | 5.83 | 2.55 | 0.02 | 39.79 |
| **PROF (metros)** | 0.745 | 0.745 | 6.39 | 4.712 | 6.39 | 0.808 | 0.955 |
| **MÁXIMO** | 13.02 | 13.02 | 17.66 | 6.26 | 290.04 | 3.1 | 39.99 |
| **PROF (metros)** | 6.361 | 5.799 | 4.361 | 2.072 | 0.745 | 5.489 | 5.799 |

| DATOS MEDIOS PARA CADA VARIABLE EN TODA LA COLUMNA DE AGUA | | | | | | | |
|---|---|---|---|---|---|---|---|
| CTD E03 - Punto 003 | Temp. (°C) | Conductividad (S/m) | Turbidez (FTU) | Oxígeno (mg/L) | PAR/Irradiancia (mols-1m-2) | Clorofila (mg/m3) | Salinidad (PSU) |
| 0 - 1m | 12.78 | 4.57 | 15.48 | 6.0 | 265.46 | 0.03 | 39.8 |
| 1 - 2m | 12.79 | 4.57 | 15.67 | 5.97 | 156.16 | 0.15 | 39.8 |
| 2 - 3m | 12.8 | 4.57 | 15.58 | 6.07 | 58.47 | 0.21 | 39.8 |
| 3 - 4m | 12.8 | 4.57 | 16.47 | 6.16 | 24.85 | 1.4 | 39.8 |
| 4 - 5m | 12.8 | 4.57 | 16.65 | 5.98 | 10.92 | 2.5 | 39.8 |
| 5 - 6m | 12.87 | 4.59 | 15.1 | 6.03 | 4.85 | 2.79 | 39.88 |
| 6 - 7m | 13.01 | 4.61 | 9.98 | 6.2 | 2.7 | 2.56 | 39.95 |

| OBSERVACIONES GENERALES |
|---|
| CLOROFILA elevada en la(s) columna(s) de agua 4 - 5m, 5 - 6m, 6 - 7m con los valores 2.5, 2.79, 2.56 respectivamente |

| DATOS DETALLADOS PARA CADA VARIABLE EN TODA LA COLUMNA DE AGUA | | | | | | | |
|---|---|---|---|---|---|---|---|
| Profundidad (m) | Temp. (°C) | Conductividad (S/m) | Turbidez (FTU) | Oxígeno (mg/L) | PAR/Irradiancia (mols-1m-2) | Clorofila (mg/m3) | Salinidad (PSU) |
| 0.745 | 12.78 | 4.57 | 15.37 | 6.04 | 290.04 | 0.04 | 39.8 |
| 0.808 | 12.78 | 4.57 | 15.49 | 6.01 | 276.52 | 0.02 | 39.8 |
| 0.884 | 12.78 | 4.57 | 15.64 | 5.99 | 257.53 | 0.04 | 39.8 |
| 0.955 | 12.79 | 4.57 | 15.41 | 5.97 | 237.74 | 0.02 | 39.79 |
| 1.009 | 12.79 | 4.57 | 15.49 | 5.94 | 232.78 | 0.03 | 39.79 |
| 1.034 | 12.79 | 4.57 | 14.99 | 5.92 | 235.49 | 0.06 | 39.79 |
| 1.046 | 12.79 | 4.57 | 15.26 | 5.9 | 228.13 | 0.04 | 39.79 |
| 1.084 | 12.79 | 4.57 | 15.34 | 5.88 | 211.87 | 0.26 | 39.8 |
| 1.157 | 12.79 | 4.57 | 15.03 | 5.87 | 195.82 | 0.21 | 39.8 |
| 1.241 | 12.79 | 4.57 | 15.11 | 5.87 | 182.2 | 0.1 | 39.79 |
| 1.317 | 12.79 | 4.57 | 15.83 | 5.87 | 171.07 | 0.06 | 39.79 |
| 1.378 | 12.79 | 4.57 | 16.1 | 5.88 | 164.42 | 0.18 | 39.8 |
| 1.424 | 12.79 | 4.57 | 16.06 | 5.89 | 155.77 | 0.16 | 39.8 |
| 1.491 | 12.79 | 4.57 | 15.37 | 5.91 | 141.92 | 0.26 | 39.8 |
| 1.576 | 12.79 | 4.57 | 15.64 | 5.94 | 132.6 | 0.16 | 39.8 |
| 1.652 | 12.79 | 4.57 | 16.14 | 5.96 | 125.22 | 0.12 | 39.8 |
| 1.718 | 12.79 | 4.57 | 15.87 | 5.97 | 118.14 | 0.21 | 39.8 |
| 1.769 | 12.79 | 4.57 | 16.25 | 6.0 | 114.27 | 0.21 | 39.8 |
| 1.807 | 12.79 | 4.57 | 16.56 | 6.06 | 109.24 | 0.07 | 39.8 |
| 1.842 | 12.79 | 4.57 | 16.25 | 6.13 | 104.71 | 0.11 | 39.8 |
| 1.897 | 12.8 | 4.57 | 15.53 | 6.18 | 97.15 | 0.28 | 39.8 |
| 1.979 | 12.8 | 4.57 | 15.22 | 6.24 | 90.14 | 0.23 | 39.8 |
| 2.072 | 12.8 | 4.57 | 15.76 | 6.26 | 84.09 | 0.14 | 39.8 |
| 2.153 | 12.8 | 4.57 | 15.95 | 6.24 | 80.28 | 0.13 | 39.8 |
| 2.199 | 12.8 | 4.57 | 15.72 | 6.21 | 78.46 | 0.14 | 39.8 |
| 2.209 | 12.8 | 4.57 | 15.34 | 6.16 | 77.56 | 0.15 | 39.8 |
| 2.218 | 12.8 | 4.57 | 15.3 | 6.11 | 74.08 | 0.24 | 39.8 |
| 2.271 | 12.8 | 4.57 | 15.18 | 6.05 | 67.9 | 0.3 | 39.8 |
| 2.368 | 12.8 | 4.57 | 15.64 | 6.02 | 62.23 | 0.28 | 39.8 |
| 2.469 | 12.8 | 4.57 | 15.45 | 6.0 | 58.6 | 0.16 | 39.8 |
| 2.544 | 12.8 | 4.57 | 15.64 | 5.99 | 56.17 | 0.13 | 39.8 |
| 2.594 | 12.8 | 4.57 | 16.25 | 5.99 | 54.53 | 0.29 | 39.8 |
| 2.62 | 12.8 | 4.57 | 15.45 | 6.0 | 53.76 | 0.22 | 39.8 |
| 2.643 | 12.8 | 4.57 | 15.87 | 6.01 | 51.41 | 0.17 | 39.8 |

| | | | | | | | |
|---|---|---|---|---|---|---|---|
| 2.688 | 12.8 | 4.57 | 15.37 | 6.01 | 48.32 | 0.27 | 39.8 |
| 2.758 | 12.8 | 4.57 | 15.53 | 6.02 | 44.93 | 0.25 | 39.8 |
| 2.839 | 12.8 | 4.57 | 15.18 | 6.04 | 42.04 | 0.25 | 39.8 |
| 2.918 | 12.8 | 4.57 | 15.14 | 6.05 | 39.89 | 0.26 | 39.8 |
| 2.975 | 12.8 | 4.57 | 15.87 | 6.06 | 39.13 | 0.18 | 39.8 |
| 2.999 | 12.8 | 4.57 | 15.87 | 6.08 | 39.07 | 0.15 | 39.8 |
| 3.005 | 12.8 | 4.57 | 15.95 | 6.09 | 38.84 | 0.21 | 39.8 |
| 3.031 | 12.8 | 4.57 | 16.48 | 6.09 | 36.47 | 0.28 | 39.81 |
| 3.104 | 12.8 | 4.57 | 16.36 | 6.1 | 33.24 | 0.31 | 39.81 |
| 3.198 | 12.8 | 4.57 | 15.37 | 6.11 | 30.55 | 0.34 | 39.8 |
| 3.278 | 12.8 | 4.57 | 15.49 | 6.13 | 29.4 | 0.23 | 39.8 |
| 3.323 | 12.8 | 4.57 | 15.18 | 6.14 | 29.35 | 0.17 | 39.8 |
| 3.33 | 12.8 | 4.57 | 15.76 | 6.15 | 29.68 | 0.16 | 39.8 |
| 3.345 | 12.8 | 4.57 | 16.67 | 6.15 | 28.16 | 0.36 | 39.8 |
| 3.397 | 12.8 | 4.57 | 16.56 | 6.16 | 26.49 | 0.18 | 39.8 |
| 3.451 | 12.8 | 4.57 | 16.33 | 6.16 | 25.62 | 0.2 | 39.8 |
| 3.498 | 12.8 | 4.57 | 16.98 | 6.16 | 24.53 | 2.08 | 39.8 |
| 3.548 | 12.8 | 4.57 | 17.55 | 6.16 | 23.71 | 2.22 | 39.8 |
| 3.588 | 12.8 | 4.57 | 16.98 | 6.16 | 23.25 | 2.12 | 39.8 |
| 3.614 | 12.8 | 4.57 | 16.82 | 6.16 | 22.97 | 1.93 | 39.8 |
| 3.638 | 12.8 | 4.57 | 16.78 | 6.16 | 22.14 | 1.92 | 39.8 |
| 3.679 | 12.8 | 4.57 | 15.98 | 6.17 | 20.89 | 2.26 | 39.8 |
| 3.743 | 12.8 | 4.57 | 16.98 | 6.18 | 19.59 | 2.41 | 39.8 |
| 3.811 | 12.8 | 4.57 | 16.36 | 6.19 | 18.87 | 2.23 | 39.8 |
| 3.859 | 12.8 | 4.57 | 17.17 | 6.21 | 18.54 | 2.59 | 39.8 |
| 3.896 | 12.8 | 4.57 | 16.86 | 6.22 | 17.93 | 2.33 | 39.8 |
| 3.937 | 12.8 | 4.57 | 16.67 | 6.23 | 17.36 | 2.69 | 39.8 |
| 3.968 | 12.8 | 4.57 | 16.33 | 6.24 | 17.11 | 2.35 | 39.8 |
| 3.983 | 12.8 | 4.57 | 17.24 | 6.23 | 16.78 | 2.7 | 39.8 |
| 4.011 | 12.8 | 4.57 | 17.28 | 6.2 | 15.8 | 2.44 | 39.8 |
| 4.083 | 12.8 | 4.57 | 17.2 | 6.17 | 14.48 | 2.76 | 39.8 |
| 4.186 | 12.8 | 4.57 | 15.53 | 6.15 | 13.4 | 2.21 | 39.8 |
| 4.273 | 12.8 | 4.57 | 15.87 | 6.14 | 12.94 | 2.15 | 39.8 |
| 4.317 | 12.8 | 4.57 | 16.18 | 6.14 | 12.87 | 2.48 | 39.8 |
| 4.329 | 12.79 | 4.57 | 16.56 | 6.11 | 12.82 | 2.23 | 39.8 |
| 4.336 | 12.79 | 4.57 | 17.47 | 6.06 | 12.54 | 2.65 | 39.8 |
| 4.361 | 12.8 | 4.57 | 17.66 | 6.03 | 11.91 | 2.28 | 39.8 |
| 4.42 | 12.8 | 4.57 | 17.09 | 5.99 | 11.04 | 2.27 | 39.8 |
| 4.503 | 12.8 | 4.57 | 17.17 | 5.94 | 10.34 | 2.45 | 39.8 |
| 4.593 | 12.8 | 4.57 | 16.75 | 5.9 | 9.66 | 2.32 | 39.8 |
| 4.662 | 12.8 | 4.57 | 15.26 | 5.86 | 9.43 | 2.71 | 39.8 |
| 4.695 | 12.8 | 4.57 | 16.67 | 5.85 | 9.38 | 2.89 | 39.8 |
| 4.712 | 12.8 | 4.57 | 16.94 | 5.83 | 9.06 | 2.87 | 39.8 |
| 4.757 | 12.8 | 4.57 | 16.63 | 5.83 | 8.45 | 2.67 | 39.8 |
| 4.839 | 12.8 | 4.57 | 16.86 | 5.83 | 7.82 | 2.54 | 39.8 |
| 4.924 | 12.8 | 4.57 | 16.25 | 5.84 | 7.42 | 2.47 | 39.8 |
| 4.985 | 12.8 | 4.57 | 16.36 | 5.84 | 7.21 | 2.62 | 39.81 |
| 5.023 | 12.8 | 4.57 | 17.28 | 5.85 | 7.01 | 2.75 | 39.81 |
| 5.059 | 12.8 | 4.57 | 17.05 | 5.86 | 6.72 | 2.82 | 39.81 |
| 5.109 | 12.8 | 4.57 | 16.75 | 5.88 | 6.37 | 2.72 | 39.81 |
| 5.183 | 12.8 | 4.57 | 16.67 | 5.9 | 5.93 | 2.57 | 39.82 |
| 5.266 | 12.81 | 4.58 | 15.98 | 5.93 | 5.62 | 2.78 | 39.84 |
| 5.339 | 12.82 | 4.58 | 16.48 | 5.96 | 5.33 | 2.58 | 39.86 |
| 5.395 | 12.83 | 4.58 | 16.1 | 5.99 | 5.16 | 2.67 | 39.83 |
| 5.427 | 12.83 | 4.58 | 17.05 | 6.02 | 5.08 | 3.01 | 39.84 |
| 5.447 | 12.84 | 4.58 | 16.36 | 6.04 | 4.97 | 2.87 | 39.84 |
| 5.489 | 12.85 | 4.58 | 16.1 | 6.07 | 4.74 | 3.1 | 39.86 |
| 5.555 | 12.86 | 4.59 | 16.21 | 6.09 | 4.46 | 2.94 | 39.86 |

| | | | | | | | |
|---|---|---|---|---|---|---|---|
| 5.64 | 12.87 | 4.59 | 15.64 | 6.1 | 4.13 | 2.57 | 39.93 |
| 5.726 | 12.9 | 4.6 | 13.62 | 6.11 | 3.91 | 2.85 | 39.97 |
| 5.799 | 12.93 | 4.61 | 13.62 | 6.11 | 3.75 | 2.83 | 39.99 |
| 5.848 | 12.96 | 4.61 | 11.52 | 6.12 | 3.68 | 2.87 | 39.97 |
| 5.877 | 12.98 | 4.61 | 12.24 | 6.13 | 3.6 | 2.86 | 39.96 |
| 5.911 | 12.99 | 4.61 | 12.28 | 6.14 | 3.47 | 2.73 | 39.95 |
| 5.965 | 13.0 | 4.61 | 10.87 | 6.14 | 3.3 | 2.74 | 39.95 |
| 6.028 | 13.0 | 4.61 | 10.18 | 6.16 | 3.14 | 2.83 | 39.95 |
| 6.102 | 13.01 | 4.61 | 10.72 | 6.16 | 2.96 | 2.59 | 39.95 |
| 6.198 | 13.01 | 4.61 | 10.18 | 6.18 | 2.8 | 2.39 | 39.95 |
| 6.284 | 13.01 | 4.61 | 10.72 | 6.21 | 2.72 | 2.56 | 39.95 |
| 6.332 | 13.01 | 4.61 | 10.41 | 6.22 | 2.67 | 2.63 | 39.95 |
| 6.361 | 13.02 | 4.61 | 11.1 | 6.23 | 2.62 | 2.59 | 39.95 |
| 6.383 | 13.02 | 4.61 | 9.77 | 6.25 | 2.57 | 2.81 | 39.95 |
| 6.39 | 13.02 | 4.61 | 8.93 | 6.23 | 2.55 | 2.64 | 39.95 |
| 6.394 | 13.02 | 4.61 | 9.08 | 6.2 | 2.55 | 2.51 | 39.94 |
| 6.397 | 13.01 | 4.61 | 9.69 | 6.19 | 2.55 | 2.36 | 39.94 |
| 6.399 | 13.01 | 4.61 | 9.04 | 6.17 | 2.55 | 2.28 | 39.93 |

**Nombre: CTD E02 - Punto 004** **Fecha: 06/04/2022** **Hora: 08:04:47**

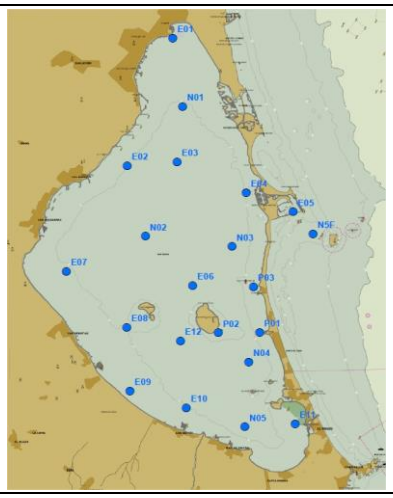


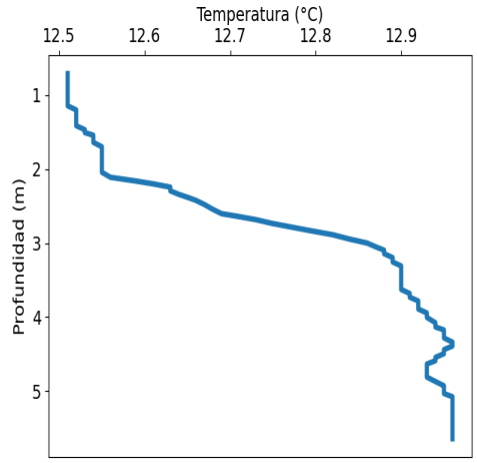


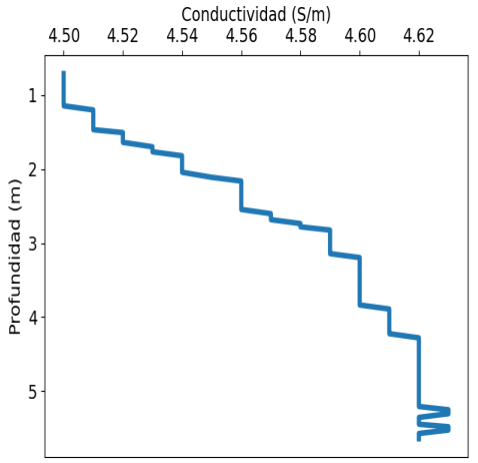


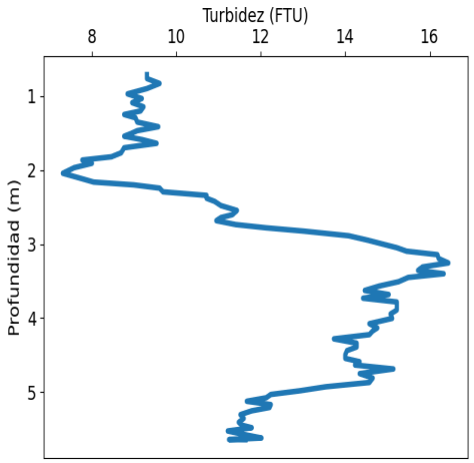


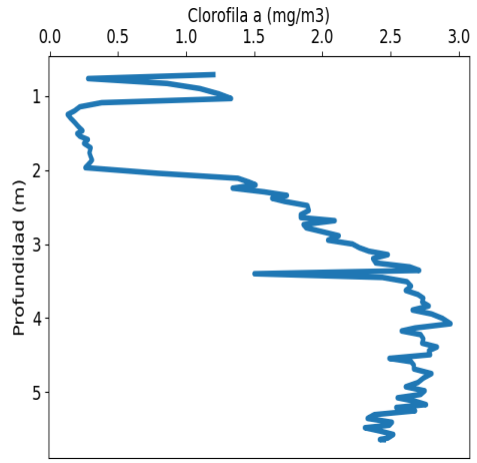


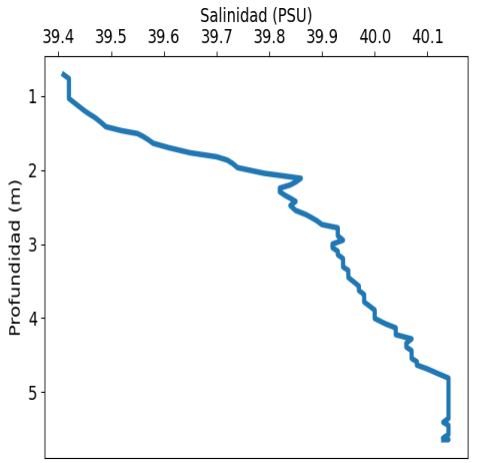


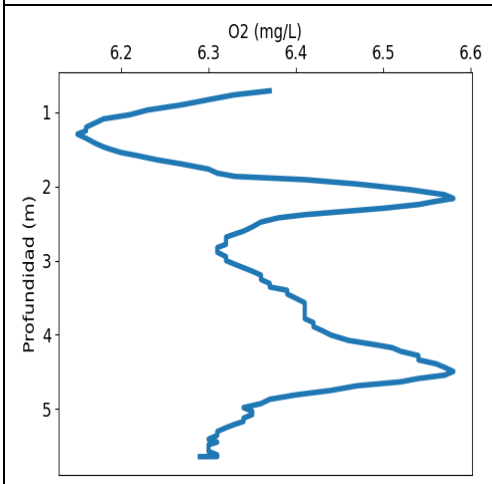


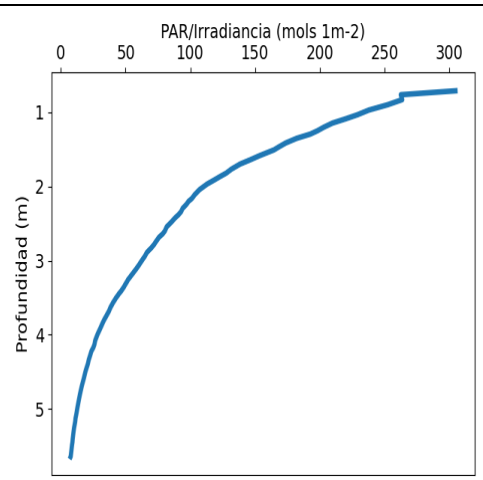

| VALORACIÓN PRELIMINAR DE DATOS: NIVELES MÍNIMOS Y MÁXIMOS PARA CADA VARIABLE | | | | | | | |
|---|---|---|---|---|---|---|---|
| | Temp. (°C) | Conductividad (S/m) | Turbidez (FTU) | Oxígeno (mg/l) | PAR/Irradiancia (mols-1m-2) | Clorofila ($mg/m^3$) | Salinidad (PSU) |
| **MÍNIMO** | 12.51 | 4.5 | 7.32 | 6.15 | 7.57 | 0.13 | 39.41 |
| **PROF (metros)** | 0.709 | 0.709 | 2.043 | 1.293 | 5.647 | 1.248 | 0.709 |
| **MÁXIMO** | 12.96 | 12.96 | 16.44 | 6.58 | 304.93 | 2.94 | 40.14 |
| **PROF (metros)** | 4.341 | 5.256 | 3.256 | 2.162 | 0.709 | 4.078 | 4.813 |

| DATOS MEDIOS PARA CADA VARIABLE EN TODA LA COLUMNA DE AGUA | | | | | | | |
|---|---|---|---|---|---|---|---|
| CTD E02 - Punto 004 | Temp. (°C) | Conductividad (S/m) | Turbidez (FTU) | Oxígeno (mg/L) | PAR/Irradiancia (mols-1m-2) | Clorofila (mg/m3) | Salinidad (PSU) |
| 0 - 1m | 12.51 | 4.5 | 9.28 | 6.3 | 264.37 | 0.94 | 39.42 |
| 1 - 2m | 12.53 | 4.52 | 8.83 | 6.24 | 166.04 | 0.3 | 39.56 |
| 2 - 3m | 12.68 | 4.57 | 10.78 | 6.41 | 85.4 | 1.71 | 39.87 |
| 3 - 4m | 12.9 | 4.6 | 15.39 | 6.38 | 45.12 | 2.51 | 39.96 |
| 4 - 5m | 12.94 | 4.62 | 14.3 | 6.48 | 19.62 | 2.72 | 40.08 |
| 5 - 6m | 12.96 | 4.62 | 11.75 | 6.32 | 9.56 | 2.51 | 40.14 |

| OBSERVACIONES GENERALES |
|---|
| CLOROFILA elevada en la(s) columna(s) de agua 3 - 4m, 4 - 5m, 5 - 6m con los valores 2.51, 2.72, 2.51 respectivamente |

| DATOS DETALLADOS PARA CADA VARIABLE EN TODA LA COLUMNA DE AGUA | | | | | | | |
|---|---|---|---|---|---|---|---|
| Profundidad (m) | Temp. (°C) | Conductividad (S/m) | Turbidez (FTU) | Oxígeno (mg/L) | PAR/Irradiancia (mols-1m-2) | Clorofila (mg/m3) | Salinidad (PSU) |
| 0.709 | 12.51 | 4.5 | 9.31 | 6.37 | 304.93 | 1.2 | 39.41 |
| 0.762 | 12.51 | 4.5 | 9.31 | 6.33 | 262.65 | 0.28 | 39.42 |
| 0.828 | 12.51 | 4.5 | 9.61 | 6.3 | 263.81 | 0.86 | 39.42 |
| 0.897 | 12.51 | 4.5 | 9.31 | 6.27 | 252.5 | 1.1 | 39.42 |
| 0.969 | 12.51 | 4.5 | 8.85 | 6.23 | 237.96 | 1.24 | 39.42 |
| 1.032 | 12.51 | 4.5 | 9.19 | 6.21 | 229.19 | 1.33 | 39.42 |
| 1.088 | 12.51 | 4.5 | 8.96 | 6.18 | 219.88 | 0.38 | 39.43 |
| 1.144 | 12.51 | 4.5 | 9.23 | 6.17 | 209.92 | 0.22 | 39.44 |
| 1.2 | 12.52 | 4.51 | 9.16 | 6.16 | 203.21 | 0.18 | 39.45 |
| 1.248 | 12.52 | 4.51 | 8.77 | 6.16 | 198.28 | 0.13 | 39.46 |
| 1.293 | 12.52 | 4.51 | 9.04 | 6.15 | 192.75 | 0.15 | 39.47 |
| 1.35 | 12.52 | 4.51 | 9.08 | 6.16 | 182.24 | 0.18 | 39.48 |
| 1.413 | 12.52 | 4.51 | 9.58 | 6.17 | 173.74 | 0.21 | 39.49 |
| 1.467 | 12.53 | 4.51 | 9.08 | 6.18 | 168.35 | 0.24 | 39.52 |
| 1.506 | 12.53 | 4.52 | 8.93 | 6.19 | 164.69 | 0.2 | 39.55 |
| 1.542 | 12.54 | 4.52 | 8.77 | 6.2 | 159.54 | 0.22 | 39.56 |
| 1.587 | 12.54 | 4.52 | 9.19 | 6.22 | 153.16 | 0.28 | 39.57 |
| 1.638 | 12.54 | 4.52 | 9.54 | 6.24 | 146.6 | 0.25 | 39.58 |
| 1.698 | 12.55 | 4.53 | 8.77 | 6.27 | 138.44 | 0.3 | 39.61 |
| 1.766 | 12.55 | 4.53 | 8.7 | 6.3 | 131.8 | 0.29 | 39.65 |
| 1.82 | 12.55 | 4.54 | 8.47 | 6.31 | 127.74 | 0.3 | 39.7 |
| 1.864 | 12.55 | 4.54 | 7.78 | 6.33 | 123.21 | 0.31 | 39.72 |
| 1.908 | 12.55 | 4.54 | 8.01 | 6.41 | 118.94 | 0.29 | 39.73 |
| 1.967 | 12.55 | 4.54 | 7.59 | 6.47 | 113.03 | 0.26 | 39.74 |
| 2.043 | 12.55 | 4.54 | 7.32 | 6.53 | 107.11 | 0.79 | 39.79 |
| 2.111 | 12.56 | 4.55 | 7.74 | 6.57 | 103.4 | 1.38 | 39.86 |
| 2.162 | 12.59 | 4.56 | 8.05 | 6.58 | 101.24 | 1.46 | 39.85 |
| 2.2 | 12.61 | 4.56 | 9.0 | 6.56 | 98.7 | 1.51 | 39.84 |
| 2.244 | 12.63 | 4.56 | 9.61 | 6.54 | 96.88 | 1.34 | 39.82 |
| 2.294 | 12.63 | 4.56 | 9.69 | 6.5 | 94.16 | 1.57 | 39.82 |
| 2.342 | 12.64 | 4.56 | 10.72 | 6.45 | 92.8 | 1.74 | 39.83 |
| 2.381 | 12.65 | 4.56 | 10.72 | 6.41 | 90.9 | 1.63 | 39.84 |
| 2.423 | 12.66 | 4.56 | 10.91 | 6.38 | 88.32 | 1.72 | 39.85 |
| 2.48 | 12.67 | 4.56 | 11.06 | 6.36 | 85.41 | 1.89 | 39.84 |
| 2.546 | 12.68 | 4.56 | 11.44 | 6.35 | 81.71 | 1.9 | 39.85 |

| 2.603 | 12.69 | 4.57 | 11.33 | 6.34 | 80.3 | 1.84 | 39.87 |
|---|---|---|---|---|---|---|---|
| 2.642 | 12.71 | 4.57 | 11.06 | 6.33 | 78.55 | 1.84 | 39.88 |
| 2.684 | 12.73 | 4.57 | 10.95 | 6.32 | 75.92 | 2.09 | 39.89 |
| 2.737 | 12.75 | 4.58 | 11.41 | 6.32 | 73.75 | 1.86 | 39.9 |
| 2.781 | 12.77 | 4.58 | 12.13 | 6.32 | 72.11 | 1.88 | 39.93 |
| 2.825 | 12.79 | 4.59 | 13.01 | 6.31 | 70.08 | 1.98 | 39.93 |
| 2.888 | 12.82 | 4.59 | 14.08 | 6.31 | 66.6 | 2.12 | 39.93 |
| 2.948 | 12.84 | 4.59 | 14.53 | 6.32 | 64.64 | 2.04 | 39.94 |
| 3.0 | 12.86 | 4.59 | 14.88 | 6.32 | 62.58 | 2.22 | 39.92 |
| 3.05 | 12.87 | 4.59 | 15.22 | 6.33 | 60.73 | 2.27 | 39.92 |
| 3.097 | 12.88 | 4.59 | 15.45 | 6.34 | 58.88 | 2.34 | 39.93 |
| 3.144 | 12.88 | 4.59 | 16.18 | 6.35 | 56.88 | 2.48 | 39.93 |
| 3.197 | 12.89 | 4.6 | 16.21 | 6.36 | 54.58 | 2.37 | 39.94 |
| 3.256 | 12.89 | 4.6 | 16.44 | 6.36 | 52.02 | 2.39 | 39.94 |
| 3.31 | 12.9 | 4.6 | 15.83 | 6.37 | 50.22 | 2.64 | 39.94 |
| 3.357 | 12.9 | 4.6 | 15.72 | 6.37 | 48.67 | 2.71 | 39.95 |
| 3.402 | 12.9 | 4.6 | 16.33 | 6.39 | 46.99 | 1.5 | 39.95 |
| 3.452 | 12.9 | 4.6 | 15.49 | 6.39 | 44.74 | 2.44 | 39.95 |
| 3.51 | 12.9 | 4.6 | 15.26 | 6.4 | 42.41 | 2.62 | 39.96 |
| 3.569 | 12.9 | 4.6 | 14.8 | 6.41 | 40.32 | 2.65 | 39.97 |
| 3.628 | 12.9 | 4.6 | 14.46 | 6.41 | 38.47 | 2.61 | 39.97 |
| 3.683 | 12.91 | 4.6 | 15.03 | 6.41 | 37.13 | 2.7 | 39.98 |
| 3.733 | 12.91 | 4.6 | 14.42 | 6.41 | 35.6 | 2.74 | 39.98 |
| 3.784 | 12.92 | 4.6 | 15.22 | 6.41 | 33.96 | 2.73 | 39.98 |
| 3.838 | 12.92 | 4.6 | 15.22 | 6.42 | 32.4 | 2.78 | 39.99 |
| 3.893 | 12.92 | 4.61 | 15.22 | 6.42 | 31.05 | 2.66 | 40.0 |
| 3.946 | 12.93 | 4.61 | 15.07 | 6.43 | 29.65 | 2.8 | 40.0 |
| 4.006 | 12.93 | 4.61 | 15.11 | 6.44 | 28.1 | 2.88 | 40.0 |
| 4.078 | 12.94 | 4.61 | 14.57 | 6.46 | 26.56 | 2.94 | 40.02 |
| 4.135 | 12.94 | 4.61 | 14.76 | 6.49 | 25.91 | 2.68 | 40.04 |
| 4.176 | 12.95 | 4.61 | 14.65 | 6.51 | 25.03 | 2.58 | 40.04 |
| 4.226 | 12.95 | 4.61 | 14.57 | 6.52 | 23.54 | 2.72 | 40.04 |
| 4.283 | 12.95 | 4.62 | 13.73 | 6.54 | 22.58 | 2.74 | 40.07 |
| 4.341 | 12.96 | 4.62 | 14.27 | 6.54 | 21.53 | 2.73 | 40.06 |
| 4.393 | 12.96 | 4.62 | 14.27 | 6.56 | 20.88 | 2.84 | 40.06 |
| 4.442 | 12.95 | 4.62 | 14.04 | 6.57 | 19.99 | 2.78 | 40.07 |
| 4.497 | 12.95 | 4.62 | 14.0 | 6.58 | 19.03 | 2.79 | 40.07 |
| 4.547 | 12.94 | 4.62 | 14.0 | 6.57 | 18.33 | 2.49 | 40.07 |
| 4.592 | 12.94 | 4.62 | 14.34 | 6.54 | 17.71 | 2.65 | 40.08 |
| 4.637 | 12.93 | 4.62 | 14.23 | 6.52 | 17.03 | 2.67 | 40.08 |
| 4.69 | 12.93 | 4.62 | 15.14 | 6.47 | 16.22 | 2.67 | 40.1 |
| 4.753 | 12.93 | 4.62 | 14.34 | 6.44 | 15.4 | 2.8 | 40.12 |
| 4.813 | 12.93 | 4.62 | 14.65 | 6.4 | 14.67 | 2.74 | 40.14 |
| 4.873 | 12.94 | 4.62 | 14.57 | 6.37 | 13.99 | 2.7 | 40.14 |
| 4.931 | 12.95 | 4.62 | 13.54 | 6.36 | 13.37 | 2.61 | 40.14 |
| 4.985 | 12.95 | 4.62 | 12.93 | 6.34 | 12.8 | 2.75 | 40.14 |
| 5.035 | 12.95 | 4.62 | 12.24 | 6.35 | 12.33 | 2.72 | 40.14 |
| 5.08 | 12.96 | 4.62 | 12.13 | 6.35 | 11.88 | 2.55 | 40.14 |
| 5.127 | 12.96 | 4.62 | 11.67 | 6.34 | 11.34 | 2.68 | 40.14 |
| 5.172 | 12.96 | 4.62 | 12.24 | 6.34 | 11.07 | 2.76 | 40.14 |
| 5.211 | 12.96 | 4.62 | 12.21 | 6.33 | 10.69 | 2.54 | 40.14 |
| 5.256 | 12.96 | 4.63 | 11.79 | 6.32 | 10.23 | 2.68 | 40.14 |
| 5.308 | 12.96 | 4.63 | 11.52 | 6.31 | 9.82 | 2.38 | 40.14 |
| 5.359 | 12.96 | 4.62 | 11.6 | 6.31 | 9.47 | 2.33 | 40.14 |
| 5.411 | 12.96 | 4.62 | 11.48 | 6.3 | 9.13 | 2.51 | 40.13 |
| 5.451 | 12.96 | 4.62 | 11.56 | 6.31 | 8.95 | 2.49 | 40.14 |
| 5.485 | 12.96 | 4.63 | 11.79 | 6.3 | 8.64 | 2.31 | 40.14 |
| 5.529 | 12.96 | 4.63 | 11.22 | 6.3 | 8.35 | 2.42 | 40.14 |

| | | | | | | | |
|---|---|---|---|---|---|---|---|
| 5.576 | 12.96 | 4.62 | 11.6 | 6.3 | 8.07 | 2.52 | 40.14 |
| 5.624 | 12.96 | 4.62 | 12.02 | 6.31 | 7.75 | 2.48 | 40.13 |
| 5.645 | 12.96 | 4.62 | 11.25 | 6.31 | 7.62 | 2.42 | 40.14 |
| 5.647 | 12.96 | 4.62 | 11.64 | 6.29 | 7.57 | 2.45 | 40.13 |

**Nombre: CTD N02 - Punto 005** **Fecha: 06/04/2022** **Hora: 09:04:05**

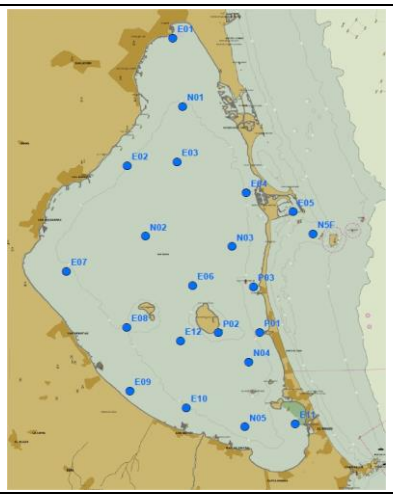


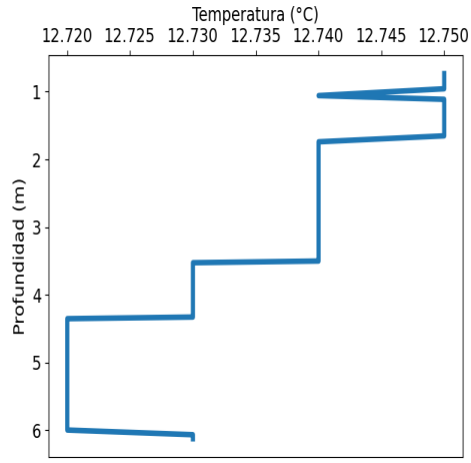


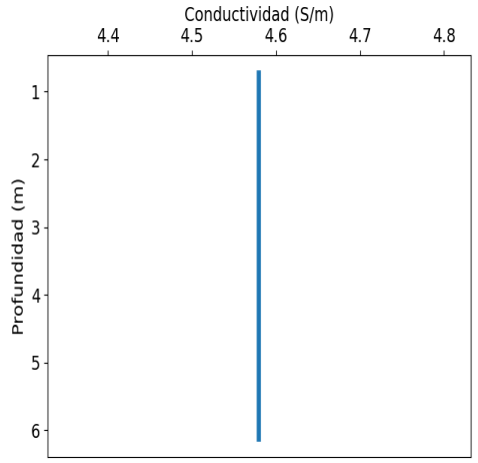


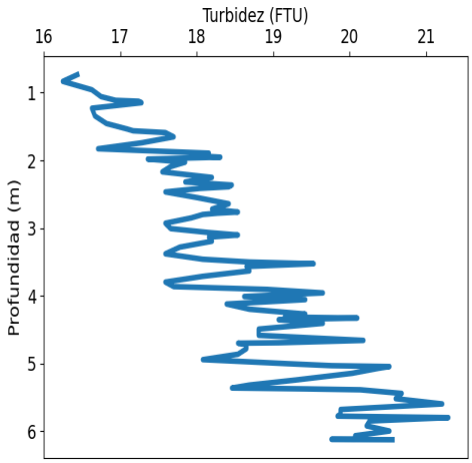


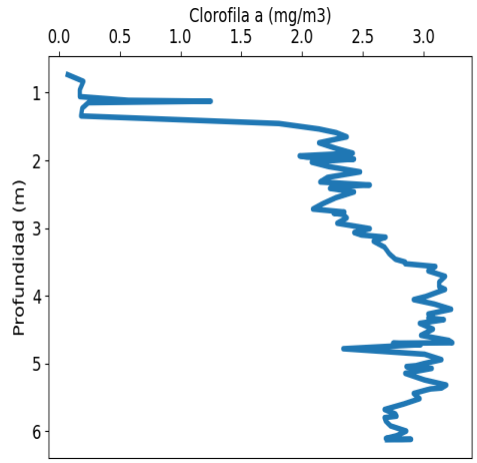


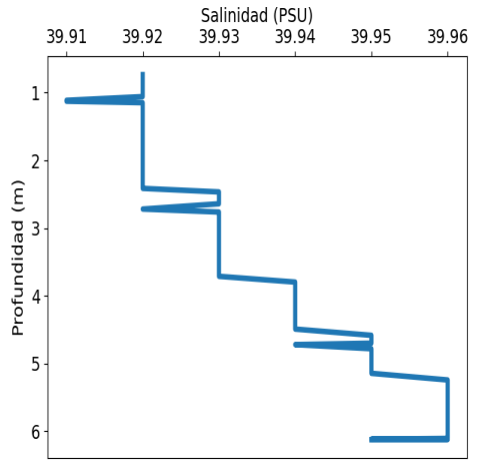


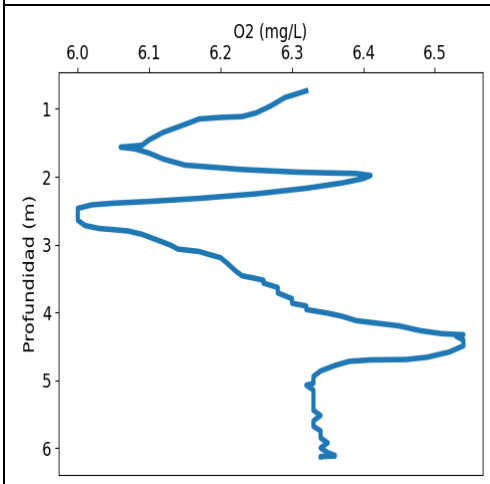


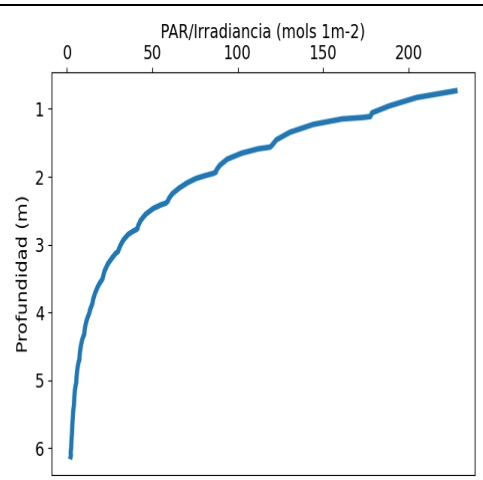

| VALORACIÓN PRELIMINAR DE DATOS: NIVELES MÍNIMOS Y MÁXIMOS PARA CADA VARIABLE | | | | | | | |
|---|---|---|---|---|---|---|---|
| | Temp. (°C) | Conductividad (S/m) | Turbidez (FTU) | Oxígeno (mg/l) | PAR/Irradiancia (mols-1m-2) | Clorofila ($mg/m^3$) | Salinidad (PSU) |
| **MÍNIMO** | 12.72 | 4.58 | 16.25 | 6.0 | 2.16 | 0.07 | 39.91 |
| **PROF (metros)** | 4.406 | 0.735 | 0.834 | 2.466 | 6.124 | 0.735 | 1.114 |
| **MÁXIMO** | 12.75 | 12.75 | 21.29 | 6.54 | 227.55 | 3.24 | 39.96 |
| **PROF (metros)** | 0.735 | 0.735 | 5.798 | 4.328 | 0.735 | 4.693 | 5.242 |

| DATOS MEDIOS PARA CADA VARIABLE EN TODA LA COLUMNA DE AGUA | | | | | | | |
|---|---|---|---|---|---|---|---|
| CTD N02 - Punto 005 | Temp. (°C) | Conductividad (S/m) | Turbidez (FTU) | Oxígeno (mg/L) | PAR/Irradiancia (mols-1m-2) | Clorofila (mg/m3) | Salinidad (PSU) |
| 0 - 1m | 12.75 | 4.58 | 16.44 | 6.29 | 207.0 | 0.15 | 39.92 |
| 1 - 2m | 12.75 | 4.58 | 17.28 | 6.19 | 121.59 | 1.57 | 39.92 |
| 2 - 3m | 12.74 | 4.58 | 18.04 | 6.12 | 51.54 | 2.28 | 39.92 |
| 3 - 4m | 12.73 | 4.58 | 18.33 | 6.24 | 21.58 | 2.85 | 39.93 |
| 4 - 5m | 12.72 | 4.58 | 18.99 | 6.44 | 8.84 | 3.02 | 39.94 |
| 5 - 6m | 12.72 | 4.58 | 20.01 | 6.33 | 3.84 | 2.9 | 39.96 |
| 6 - 7m | 12.73 | 4.58 | 20.1 | 6.35 | 2.21 | 2.78 | 39.96 |

| OBSERVACIONES GENERALES |
|---|
| CLOROFILA elevada en la(s) columna(s) de agua 2 - 3m, 3 - 4m, 4 - 5m, 5 - 6m, 6 - 7m con los valores 2.28, 2.85, 3.02, 2.9, 2.78 respectivamente |

| DATOS DETALLADOS PARA CADA VARIABLE EN TODA LA COLUMNA DE AGUA | | | | | | | |
|---|---|---|---|---|---|---|---|
| Profundidad (m) | Temp. (°C) | Conductividad (S/m) | Turbidez (FTU) | Oxígeno (mg/L) | PAR/Irradiancia (mols-1m-2) | Clorofila (mg/m3) | Salinidad (PSU) |
| 0.735 | 12.75 | 4.58 | 16.44 | 6.32 | 227.55 | 0.07 | 39.92 |
| 0.834 | 12.75 | 4.58 | 16.25 | 6.29 | 204.77 | 0.2 | 39.92 |
| 0.958 | 12.75 | 4.58 | 16.63 | 6.27 | 188.69 | 0.17 | 39.92 |
| 1.059 | 12.74 | 4.58 | 16.75 | 6.25 | 178.68 | 0.17 | 39.92 |
| 1.114 | 12.75 | 4.58 | 16.94 | 6.23 | 177.65 | 0.57 | 39.91 |
| 1.127 | 12.75 | 4.58 | 17.24 | 6.2 | 173.42 | 1.25 | 39.91 |
| 1.149 | 12.75 | 4.58 | 17.28 | 6.17 | 161.21 | 0.24 | 39.92 |
| 1.23 | 12.75 | 4.58 | 16.63 | 6.15 | 144.2 | 0.19 | 39.92 |
| 1.345 | 12.75 | 4.58 | 16.67 | 6.12 | 130.65 | 0.18 | 39.92 |
| 1.456 | 12.75 | 4.58 | 16.82 | 6.1 | 122.66 | 1.81 | 39.92 |
| 1.537 | 12.75 | 4.58 | 17.09 | 6.09 | 120.1 | 2.14 | 39.92 |
| 1.564 | 12.75 | 4.58 | 17.17 | 6.06 | 119.0 | 2.21 | 39.92 |
| 1.59 | 12.75 | 4.58 | 17.59 | 6.08 | 111.88 | 2.28 | 39.92 |
| 1.653 | 12.75 | 4.58 | 17.7 | 6.1 | 102.35 | 2.37 | 39.92 |
| 1.741 | 12.74 | 4.58 | 17.28 | 6.12 | 93.88 | 2.14 | 39.92 |
| 1.829 | 12.74 | 4.58 | 16.71 | 6.15 | 89.62 | 2.29 | 39.92 |
| 1.894 | 12.74 | 4.58 | 18.16 | 6.23 | 87.69 | 2.42 | 39.92 |
| 1.934 | 12.74 | 4.58 | 18.01 | 6.31 | 87.21 | 1.98 | 39.92 |
| 1.953 | 12.74 | 4.58 | 18.31 | 6.39 | 85.46 | 2.04 | 39.92 |
| 1.981 | 12.74 | 4.58 | 17.36 | 6.41 | 81.33 | 2.43 | 39.92 |
| 2.027 | 12.74 | 4.58 | 17.85 | 6.4 | 75.48 | 2.08 | 39.92 |
| 2.092 | 12.74 | 4.58 | 17.66 | 6.37 | 70.3 | 2.22 | 39.92 |
| 2.17 | 12.74 | 4.58 | 17.55 | 6.32 | 65.56 | 2.48 | 39.92 |
| 2.252 | 12.74 | 4.58 | 18.2 | 6.25 | 61.67 | 2.21 | 39.92 |
| 2.319 | 12.74 | 4.58 | 17.85 | 6.17 | 59.73 | 2.15 | 39.92 |
| 2.364 | 12.74 | 4.58 | 18.46 | 6.1 | 59.0 | 2.56 | 39.92 |
| 2.39 | 12.74 | 4.58 | 18.42 | 6.05 | 57.82 | 2.25 | 39.92 |
| 2.414 | 12.74 | 4.58 | 18.04 | 6.02 | 55.06 | 2.23 | 39.92 |
| 2.466 | 12.74 | 4.58 | 17.59 | 6.0 | 50.64 | 2.43 | 39.93 |
| 2.551 | 12.74 | 4.58 | 18.01 | 6.0 | 46.16 | 2.28 | 39.93 |
| 2.641 | 12.74 | 4.58 | 18.42 | 6.0 | 43.22 | 2.17 | 39.93 |
| 2.719 | 12.74 | 4.58 | 18.2 | 6.01 | 41.72 | 2.09 | 39.92 |
| 2.763 | 12.74 | 4.58 | 18.54 | 6.03 | 41.34 | 2.35 | 39.93 |

| | | | | | | | |
|---|---|---|---|---|---|---|---|
| 2.78 | 12.74 | 4.58 | 18.27 | 6.05 | 40.54 | 2.26 | 39.93 |
| 2.799 | 12.74 | 4.58 | 18.08 | 6.07 | 38.93 | 2.34 | 39.93 |
| 2.849 | 12.74 | 4.58 | 17.93 | 6.09 | 35.89 | 2.37 | 39.93 |
| 2.928 | 12.74 | 4.58 | 17.59 | 6.11 | 33.14 | 2.29 | 39.93 |
| 3.008 | 12.74 | 4.58 | 17.66 | 6.13 | 31.37 | 2.56 | 39.93 |
| 3.066 | 12.74 | 4.58 | 18.16 | 6.14 | 30.43 | 2.43 | 39.93 |
| 3.102 | 12.74 | 4.58 | 18.54 | 6.17 | 29.89 | 2.49 | 39.93 |
| 3.134 | 12.74 | 4.58 | 18.16 | 6.18 | 28.37 | 2.69 | 39.93 |
| 3.194 | 12.74 | 4.58 | 18.2 | 6.2 | 26.48 | 2.59 | 39.93 |
| 3.281 | 12.74 | 4.58 | 17.78 | 6.21 | 24.02 | 2.68 | 39.93 |
| 3.38 | 12.74 | 4.58 | 17.59 | 6.22 | 22.14 | 2.72 | 39.93 |
| 3.46 | 12.74 | 4.58 | 18.08 | 6.23 | 21.22 | 2.77 | 39.93 |
| 3.501 | 12.74 | 4.58 | 18.69 | 6.25 | 20.85 | 2.85 | 39.93 |
| 3.526 | 12.73 | 4.58 | 19.53 | 6.26 | 20.33 | 2.85 | 39.93 |
| 3.567 | 12.73 | 4.58 | 18.65 | 6.26 | 19.19 | 3.1 | 39.93 |
| 3.632 | 12.73 | 4.58 | 18.69 | 6.28 | 17.82 | 3.04 | 39.93 |
| 3.712 | 12.73 | 4.58 | 18.08 | 6.28 | 16.52 | 3.18 | 39.93 |
| 3.797 | 12.73 | 4.58 | 17.59 | 6.3 | 15.41 | 3.13 | 39.94 |
| 3.864 | 12.73 | 4.58 | 17.7 | 6.3 | 14.92 | 3.13 | 39.94 |
| 3.905 | 12.73 | 4.58 | 18.92 | 6.32 | 14.36 | 3.18 | 39.94 |
| 3.957 | 12.73 | 4.58 | 19.65 | 6.32 | 13.56 | 3.1 | 39.94 |
| 4.01 | 12.73 | 4.58 | 18.62 | 6.35 | 13.08 | 3.02 | 39.94 |
| 4.056 | 12.73 | 4.58 | 19.42 | 6.37 | 12.34 | 2.92 | 39.94 |
| 4.121 | 12.73 | 4.58 | 18.39 | 6.39 | 11.45 | 3.09 | 39.94 |
| 4.198 | 12.73 | 4.58 | 18.69 | 6.45 | 10.74 | 3.23 | 39.94 |
| 4.269 | 12.73 | 4.58 | 19.42 | 6.48 | 10.29 | 3.04 | 39.94 |
| 4.313 | 12.73 | 4.58 | 19.15 | 6.51 | 10.14 | 3.08 | 39.94 |
| 4.328 | 12.73 | 4.58 | 20.1 | 6.54 | 10.07 | 3.04 | 39.94 |
| 4.352 | 12.72 | 4.58 | 19.07 | 6.53 | 9.57 | 3.17 | 39.94 |
| 4.406 | 12.72 | 4.58 | 19.65 | 6.54 | 8.85 | 2.97 | 39.94 |
| 4.491 | 12.72 | 4.58 | 18.81 | 6.54 | 8.14 | 3.08 | 39.94 |
| 4.583 | 12.72 | 4.58 | 18.81 | 6.52 | 7.61 | 2.98 | 39.95 |
| 4.658 | 12.72 | 4.58 | 20.18 | 6.49 | 7.33 | 3.21 | 39.95 |
| 4.693 | 12.72 | 4.58 | 19.07 | 6.46 | 7.31 | 3.24 | 39.95 |
| 4.699 | 12.72 | 4.58 | 18.54 | 6.41 | 7.28 | 2.75 | 39.95 |
| 4.72 | 12.72 | 4.58 | 18.65 | 6.38 | 6.89 | 2.98 | 39.94 |
| 4.781 | 12.72 | 4.58 | 18.65 | 6.36 | 6.4 | 2.34 | 39.95 |
| 4.862 | 12.72 | 4.58 | 18.54 | 6.34 | 5.95 | 3.01 | 39.95 |
| 4.942 | 12.72 | 4.58 | 18.08 | 6.33 | 5.64 | 3.15 | 39.95 |
| 5.002 | 12.72 | 4.58 | 19.19 | 6.33 | 5.47 | 3.0 | 39.95 |
| 5.031 | 12.72 | 4.58 | 19.76 | 6.33 | 5.45 | 2.94 | 39.95 |
| 5.044 | 12.72 | 4.58 | 20.52 | 6.33 | 5.37 | 2.86 | 39.95 |
| 5.071 | 12.72 | 4.58 | 20.37 | 6.32 | 5.09 | 3.07 | 39.95 |
| 5.144 | 12.72 | 4.58 | 20.03 | 6.33 | 4.64 | 2.85 | 39.95 |
| 5.242 | 12.72 | 4.58 | 19.3 | 6.33 | 4.33 | 3.01 | 39.96 |
| 5.317 | 12.72 | 4.58 | 18.69 | 6.33 | 4.18 | 3.19 | 39.96 |
| 5.361 | 12.72 | 4.58 | 18.46 | 6.33 | 4.08 | 3.15 | 39.96 |
| 5.374 | 12.72 | 4.58 | 19.42 | 6.33 | 4.1 | 3.06 | 39.96 |
| 5.387 | 12.72 | 4.58 | 20.14 | 6.33 | 3.97 | 3.03 | 39.96 |
| 5.441 | 12.72 | 4.58 | 20.68 | 6.33 | 3.68 | 2.92 | 39.96 |
| 5.518 | 12.72 | 4.58 | 20.6 | 6.34 | 3.49 | 2.97 | 39.96 |
| 5.596 | 12.72 | 4.58 | 21.21 | 6.33 | 3.28 | 2.84 | 39.96 |
| 5.678 | 12.72 | 4.58 | 19.88 | 6.33 | 3.07 | 2.68 | 39.96 |
| 5.744 | 12.72 | 4.58 | 19.88 | 6.34 | 2.99 | 2.77 | 39.96 |
| 5.776 | 12.72 | 4.58 | 19.84 | 6.34 | 2.95 | 2.78 | 39.96 |
| 5.798 | 12.72 | 4.58 | 21.29 | 6.34 | 2.88 | 2.68 | 39.96 |
| 5.848 | 12.72 | 4.58 | 20.26 | 6.34 | 2.71 | 2.69 | 39.96 |
| 5.92 | 12.72 | 4.58 | 20.22 | 6.35 | 2.58 | 2.73 | 39.96 |

| | | | | | | | |
|---|---|---|---|---|---|---|---|
| 5.996 | 12.72 | 4.58 | 20.52 | 6.34 | 2.45 | 2.86 | 39.96 |
| 6.065 | 12.73 | 4.58 | 20.07 | 6.35 | 2.17 | 2.78 | 39.96 |
| 6.105 | 12.73 | 4.58 | 20.1 | 6.36 | 2.32 | 2.69 | 39.96 |
| 6.116 | 12.73 | 4.58 | 20.07 | 6.36 | 2.24 | 2.77 | 39.95 |
| 6.118 | 12.73 | 4.58 | 19.76 | 6.35 | 2.22 | 2.9 | 39.96 |
| 6.122 | 12.73 | 4.58 | 20.07 | 6.34 | 2.18 | 2.82 | 39.96 |
| 6.124 | 12.73 | 4.58 | 20.56 | 6.34 | 2.16 | 2.7 | 39.95 |

**Nombre: CTD E07 - Punto 006** **Fecha: 06/04/2022** **Hora: 09:04:32**

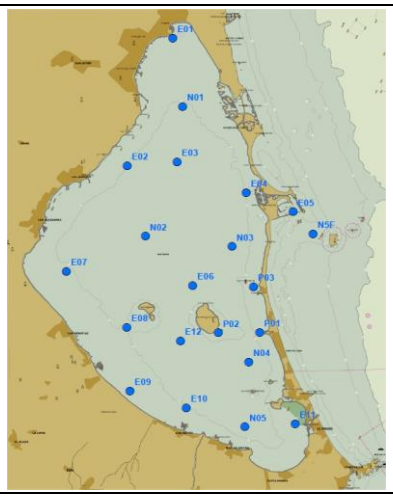


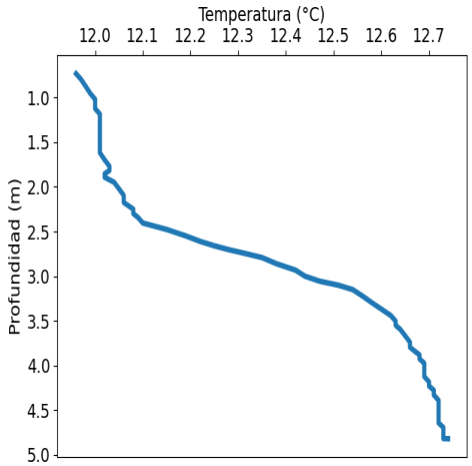


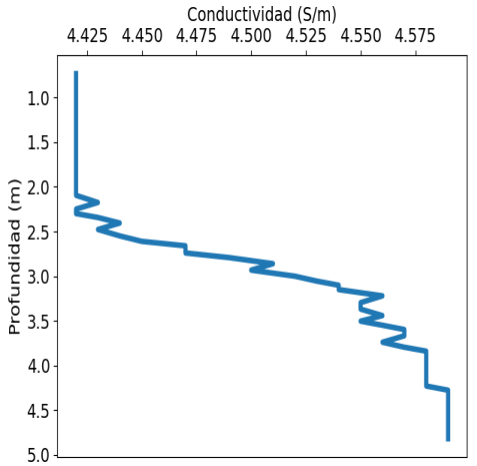


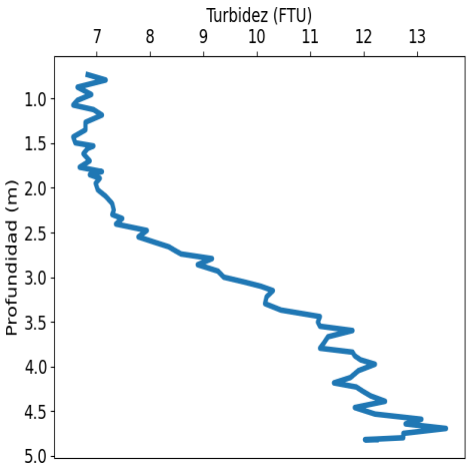


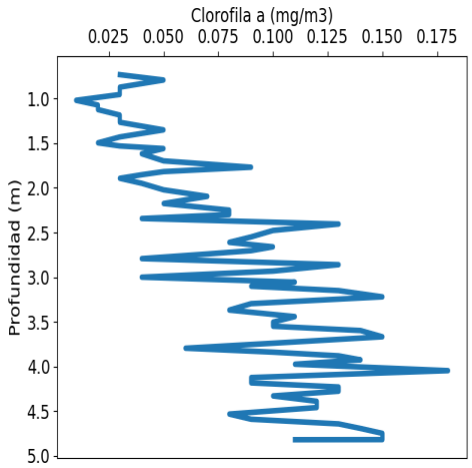


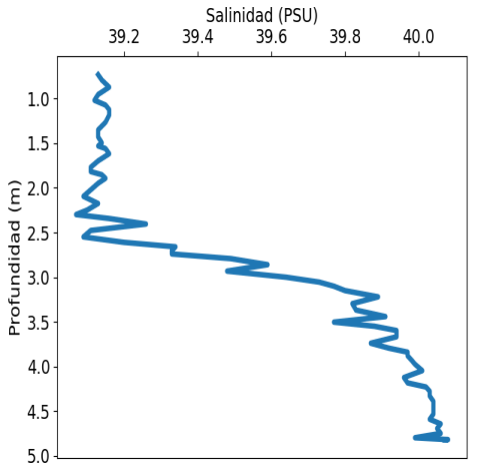


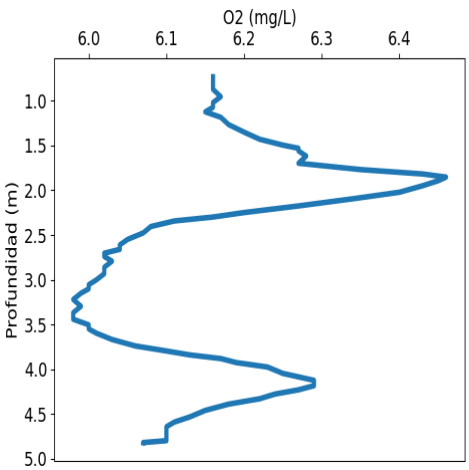


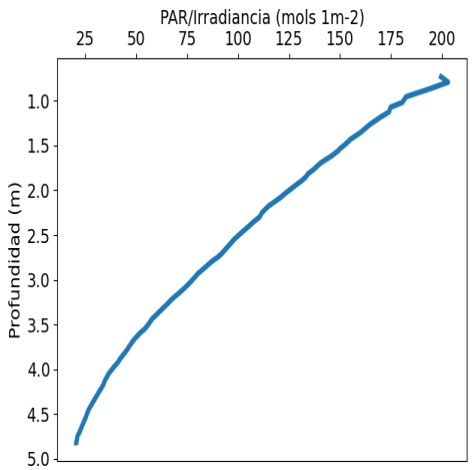

| VALORACIÓN PRELIMINAR DE DATOS: NIVELES MÍNIMOS Y MÁXIMOS PARA CADA VARIABLE | | | | | | | |
|---|---|---|---|---|---|---|---|
| | Temp. (°C) | Conductividad (S/m) | Turbidez (FTU) | Oxígeno (mg/l) | PAR/Irradiancia (mols-1m-2) | Clorofila ($mg/m^3$) | Salinidad (PSU) |
| **MÍNIMO** | 11.96 | 4.42 | 6.56 | 5.98 | 20.48 | 0.01 | 39.07 |
| **PROF (metros)** | 0.733 | 0.733 | 1.073 | 3.22 | 4.818 | 1.02 | 2.299 |
| **MÁXIMO** | 12.74 | 12.74 | 13.54 | 6.46 | 203.03 | 0.18 | 40.08 |
| **PROF (metros)** | 4.819 | 4.276 | 4.693 | 1.853 | 0.793 | 4.046 | 4.818 |

| DATOS MEDIOS PARA CADA VARIABLE EN TODA LA COLUMNA DE AGUA | | | | | | | |
|---|---|---|---|---|---|---|---|
| CTD E07 - Punto 006 | Temp. (°C) | Conductividad (S/m) | Turbidez (FTU) | Oxígeno (mg/L) | PAR/Irradiancia (mols-1m-2) | Clorofila (mg/m3) | Salinidad (PSU) |
| 0 - 1m | 11.98 | 4.42 | 6.89 | 6.16 | 194.58 | 0.04 | 39.14 |
| 1 - 2m | 12.01 | 4.42 | 6.83 | 6.28 | 151.77 | 0.04 | 39.14 |
| 2 - 3m | 12.19 | 4.45 | 7.97 | 6.12 | 101.07 | 0.08 | 39.24 |
| 3 - 4m | 12.61 | 4.56 | 10.95 | 6.05 | 56.42 | 0.11 | 39.87 |
| 4 - 5m | 12.72 | 4.59 | 12.29 | 6.17 | 26.93 | 0.12 | 40.03 |

| OBSERVACIONES GENERALES |
|---|
| |

| DATOS DETALLADOS PARA CADA VARIABLE EN TODA LA COLUMNA DE AGUA | | | | | | | |
|---|---|---|---|---|---|---|---|
| Profundidad (m) | Temp. (°C) | Conductividad (S/m) | Turbidez (FTU) | Oxígeno (mg/L) | PAR/Irradiancia (mols-1m-2) | Clorofila (mg/m3) | Salinidad (PSU) |
| 0.733 | 11.96 | 4.42 | 6.83 | 6.16 | 199.57 | 0.03 | 39.13 |
| 0.793 | 11.97 | 4.42 | 7.17 | 6.16 | 203.03 | 0.05 | 39.14 |
| 0.873 | 11.98 | 4.42 | 6.64 | 6.16 | 193.25 | 0.03 | 39.16 |
| 0.955 | 11.99 | 4.42 | 6.9 | 6.17 | 182.45 | 0.03 | 39.13 |
| 1.02 | 12.0 | 4.42 | 6.64 | 6.16 | 180.52 | 0.01 | 39.12 |
| 1.073 | 12.0 | 4.42 | 6.56 | 6.16 | 174.75 | 0.02 | 39.15 |
| 1.124 | 12.0 | 4.42 | 6.94 | 6.15 | 174.11 | 0.02 | 39.16 |
| 1.185 | 12.01 | 4.42 | 7.1 | 6.17 | 169.76 | 0.03 | 39.16 |
| 1.266 | 12.01 | 4.42 | 6.79 | 6.18 | 164.61 | 0.03 | 39.15 |
| 1.351 | 12.01 | 4.42 | 6.79 | 6.2 | 160.28 | 0.05 | 39.13 |
| 1.43 | 12.01 | 4.42 | 6.56 | 6.22 | 155.2 | 0.03 | 39.13 |
| 1.496 | 12.01 | 4.42 | 6.6 | 6.25 | 152.1 | 0.02 | 39.14 |
| 1.531 | 12.01 | 4.42 | 6.94 | 6.27 | 150.21 | 0.03 | 39.13 |
| 1.56 | 12.01 | 4.42 | 6.83 | 6.27 | 149.03 | 0.05 | 39.15 |
| 1.618 | 12.01 | 4.42 | 6.75 | 6.28 | 145.75 | 0.04 | 39.16 |
| 1.698 | 12.02 | 4.42 | 6.87 | 6.27 | 140.31 | 0.05 | 39.13 |
| 1.769 | 12.03 | 4.42 | 6.68 | 6.35 | 137.0 | 0.09 | 39.11 |
| 1.818 | 12.03 | 4.42 | 7.1 | 6.43 | 134.21 | 0.05 | 39.11 |
| 1.853 | 12.02 | 4.42 | 6.87 | 6.46 | 133.18 | 0.04 | 39.14 |
| 1.893 | 12.02 | 4.42 | 7.06 | 6.45 | 131.19 | 0.03 | 39.15 |
| 1.949 | 12.04 | 4.42 | 6.98 | 6.43 | 127.92 | 0.04 | 39.13 |
| 2.022 | 12.05 | 4.42 | 7.02 | 6.4 | 123.84 | 0.05 | 39.11 |
| 2.095 | 12.06 | 4.42 | 7.17 | 6.34 | 119.96 | 0.07 | 39.09 |
| 2.175 | 12.06 | 4.43 | 7.29 | 6.27 | 114.98 | 0.05 | 39.13 |
| 2.249 | 12.08 | 4.42 | 7.32 | 6.2 | 111.73 | 0.08 | 39.1 |
| 2.299 | 12.08 | 4.42 | 7.29 | 6.16 | 110.54 | 0.08 | 39.07 |
| 2.343 | 12.09 | 4.43 | 7.48 | 6.11 | 108.06 | 0.04 | 39.16 |
| 2.405 | 12.1 | 4.44 | 7.36 | 6.08 | 105.09 | 0.13 | 39.26 |
| 2.477 | 12.15 | 4.43 | 7.94 | 6.07 | 101.48 | 0.1 | 39.11 |
| 2.549 | 12.19 | 4.44 | 7.78 | 6.05 | 98.01 | 0.09 | 39.09 |
| 2.61 | 12.22 | 4.45 | 8.09 | 6.04 | 95.72 | 0.08 | 39.2 |
| 2.66 | 12.25 | 4.47 | 8.35 | 6.04 | 93.75 | 0.1 | 39.34 |
| 2.703 | 12.28 | 4.47 | 8.47 | 6.02 | 92.13 | 0.09 | 39.33 |
| 2.74 | 12.31 | 4.47 | 8.58 | 6.02 | 90.44 | 0.07 | 39.33 |
| 2.792 | 12.35 | 4.49 | 9.16 | 6.03 | 87.25 | 0.04 | 39.49 |
| 2.86 | 12.38 | 4.51 | 8.89 | 6.02 | 83.88 | 0.13 | 39.59 |
| 2.932 | 12.42 | 4.5 | 9.27 | 6.02 | 80.22 | 0.1 | 39.48 |

| | | | | | | | |
|---|---|---|---|---|---|---|---|
| 3.0 | 12.44 | 4.52 | 9.38 | 6.01 | 77.65 | 0.04 | 39.64 |
| 3.055 | 12.47 | 4.53 | 9.77 | 6.0 | 75.38 | 0.11 | 39.73 |
| 3.101 | 12.51 | 4.54 | 10.07 | 6.0 | 73.32 | 0.09 | 39.77 |
| 3.15 | 12.54 | 4.54 | 10.3 | 5.99 | 70.89 | 0.13 | 39.8 |
| 3.22 | 12.56 | 4.56 | 10.18 | 5.98 | 67.35 | 0.15 | 39.89 |
| 3.296 | 12.58 | 4.55 | 10.15 | 5.99 | 64.12 | 0.09 | 39.82 |
| 3.368 | 12.6 | 4.55 | 10.45 | 5.98 | 60.87 | 0.08 | 39.83 |
| 3.441 | 12.62 | 4.56 | 11.18 | 5.98 | 57.67 | 0.11 | 39.91 |
| 3.503 | 12.63 | 4.55 | 11.14 | 6.0 | 55.82 | 0.1 | 39.77 |
| 3.549 | 12.63 | 4.56 | 11.18 | 6.0 | 54.2 | 0.1 | 39.88 |
| 3.597 | 12.64 | 4.57 | 11.79 | 6.01 | 51.79 | 0.14 | 39.94 |
| 3.667 | 12.65 | 4.57 | 11.33 | 6.03 | 48.93 | 0.15 | 39.94 |
| 3.739 | 12.66 | 4.56 | 11.25 | 6.06 | 46.71 | 0.1 | 39.87 |
| 3.795 | 12.66 | 4.57 | 11.18 | 6.1 | 45.1 | 0.06 | 39.92 |
| 3.839 | 12.67 | 4.58 | 11.79 | 6.13 | 43.6 | 0.1 | 39.97 |
| 3.88 | 12.68 | 4.58 | 11.83 | 6.17 | 42.18 | 0.13 | 39.97 |
| 3.925 | 12.68 | 4.58 | 11.94 | 6.19 | 40.94 | 0.14 | 39.98 |
| 3.974 | 12.69 | 4.58 | 12.21 | 6.23 | 39.05 | 0.11 | 39.99 |
| 4.046 | 12.69 | 4.58 | 11.9 | 6.25 | 36.57 | 0.18 | 40.01 |
| 4.123 | 12.69 | 4.58 | 11.75 | 6.29 | 34.7 | 0.09 | 39.96 |
| 4.183 | 12.7 | 4.58 | 11.44 | 6.29 | 33.62 | 0.09 | 39.97 |
| 4.229 | 12.7 | 4.58 | 11.86 | 6.27 | 32.37 | 0.13 | 40.02 |
| 4.276 | 12.71 | 4.59 | 11.98 | 6.24 | 31.13 | 0.13 | 40.03 |
| 4.329 | 12.71 | 4.59 | 12.13 | 6.22 | 29.74 | 0.1 | 40.03 |
| 4.389 | 12.72 | 4.59 | 12.4 | 6.18 | 28.22 | 0.12 | 40.04 |
| 4.459 | 12.72 | 4.59 | 11.83 | 6.15 | 26.46 | 0.12 | 40.04 |
| 4.532 | 12.72 | 4.59 | 12.21 | 6.13 | 25.32 | 0.08 | 40.04 |
| 4.59 | 12.72 | 4.59 | 13.08 | 6.11 | 24.24 | 0.09 | 40.03 |
| 4.642 | 12.72 | 4.59 | 12.78 | 6.1 | 23.24 | 0.13 | 40.06 |
| 4.693 | 12.73 | 4.59 | 13.54 | 6.1 | 22.36 | 0.14 | 40.05 |
| 4.748 | 12.73 | 4.59 | 12.74 | 6.1 | 21.16 | 0.15 | 40.06 |
| 4.797 | 12.73 | 4.59 | 12.74 | 6.1 | 20.84 | 0.15 | 39.99 |
| 4.818 | 12.73 | 4.59 | 12.02 | 6.07 | 20.48 | 0.15 | 40.08 |
| 4.819 | 12.74 | 4.59 | 12.24 | 6.07 | 20.49 | 0.11 | 40.07 |

**Nombre: CTD E08 - Punto 007** **Fecha: 06/04/2022** **Hora: 09:04:24**

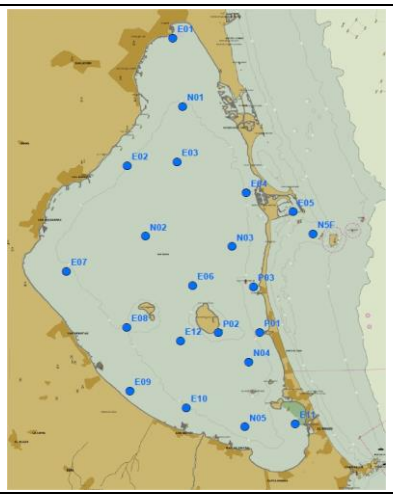


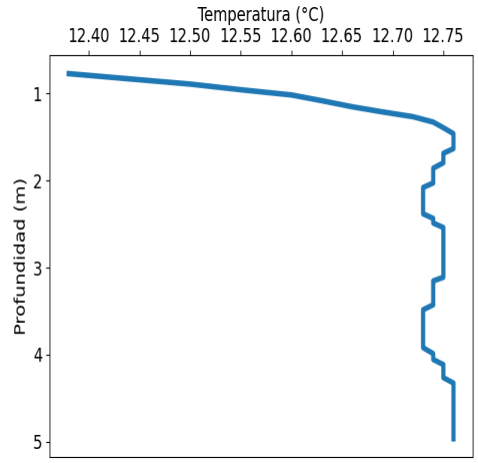


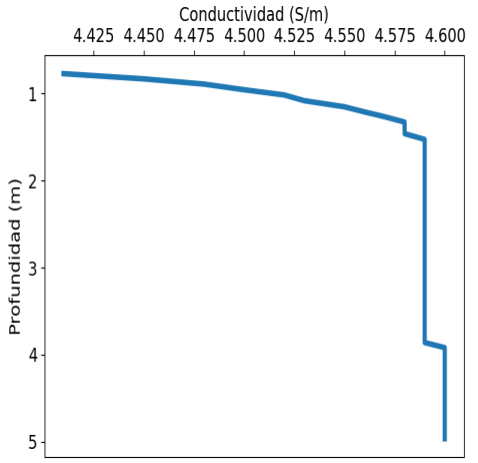


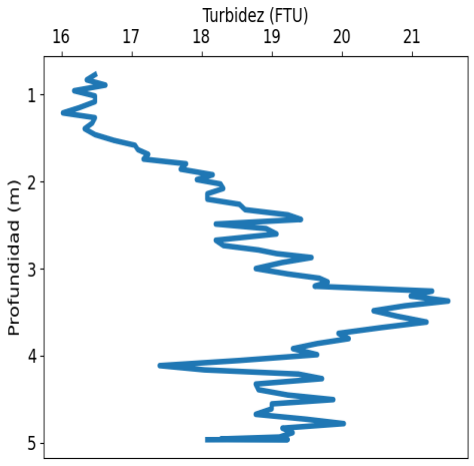


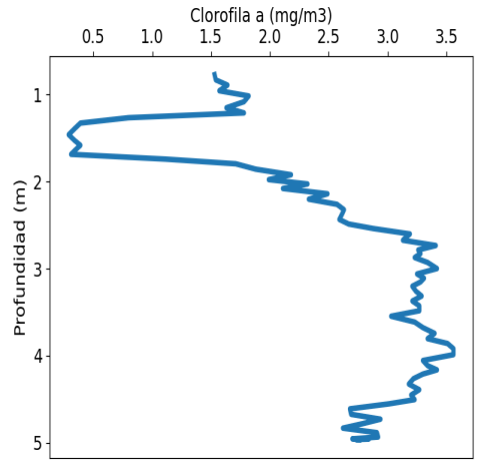


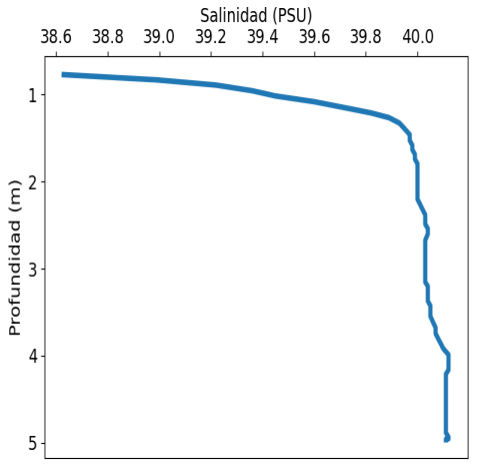


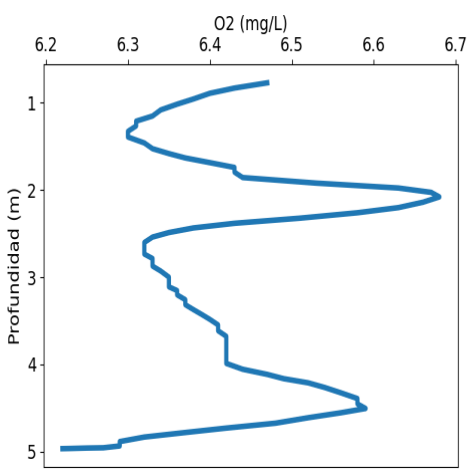


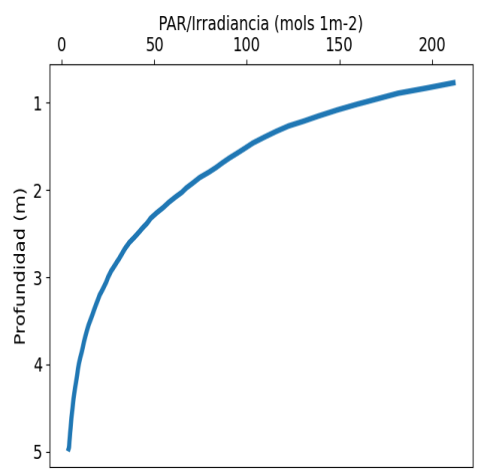

| VALORACIÓN PRELIMINAR DE DATOS: NIVELES MÍNIMOS Y MÁXIMOS PARA CADA VARIABLE | | | | | | | |
|---|---|---|---|---|---|---|---|
| | Temp. (°C) | Conductividad (S/m) | Turbidez (FTU) | Oxígeno (mg/l) | PAR/Irradiancia (mols-1m-2) | Clorofila ($mg/m^3$) | Salinidad (PSU) |
| **MÍNIMO** | 12.38 | 4.41 | 16.02 | 6.22 | 3.68 | 0.29 | 38.63 |
| **PROF (metros)** | 0.77 | 0.77 | 1.21 | 4.968 | 4.968 | 1.46 | 0.77 |
| **MÁXIMO** | 12.76 | 12.76 | 21.52 | 6.68 | 211.67 | 3.56 | 40.12 |
| **PROF (metros)** | 1.46 | 3.921 | 3.373 | 2.079 | 0.77 | 3.921 | 3.99 |

| DATOS MEDIOS PARA CADA VARIABLE EN TODA LA COLUMNA DE AGUA | | | | | | | |
|---|---|---|---|---|---|---|---|
| CTD E08 - Punto 007 | Temp. (°C) | Conductividad (S/m) | Turbidez (FTU) | Oxígeno (mg/L) | PAR/Irradiancia (mols-1m-2) | Clorofila (mg/m3) | Salinidad (PSU) |
| 0 - 1m | 12.47 | 4.46 | 16.41 | 6.42 | 190.21 | 1.57 | 39.05 |
| 1 - 2m | 12.72 | 4.57 | 16.93 | 6.38 | 104.42 | 1.12 | 39.9 |
| 2 - 3m | 12.74 | 4.59 | 18.7 | 6.44 | 42.79 | 2.83 | 40.02 |
| 3 - 4m | 12.74 | 4.59 | 20.19 | 6.39 | 16.4 | 3.32 | 40.06 |
| 4 - 5m | 12.75 | 4.6 | 18.93 | 6.43 | 5.56 | 3.0 | 40.11 |

| OBSERVACIONES GENERALES |
|---|
| CLOROFILA elevada en la(s) columna(s) de agua 2 - 3m, 3 - 4m, 4 - 5m con los valores 2.83, 3.32, 3.0 respectivamente |

| DATOS DETALLADOS PARA CADA VARIABLE EN TODA LA COLUMNA DE AGUA | | | | | | | |
|---|---|---|---|---|---|---|---|
| Profundidad (m) | Temp. (°C) | Conductividad (S/m) | Turbidez (FTU) | Oxígeno (mg/L) | PAR/Irradiancia (mols-1m-2) | Clorofila (mg/m3) | Salinidad (PSU) |
| 0.77 | 12.38 | 4.41 | 16.48 | 6.47 | 211.67 | 1.53 | 38.63 |
| 0.83 | 12.44 | 4.45 | 16.36 | 6.43 | 197.14 | 1.54 | 38.99 |
| 0.89 | 12.5 | 4.48 | 16.63 | 6.4 | 181.73 | 1.64 | 39.22 |
| 0.955 | 12.55 | 4.5 | 16.18 | 6.38 | 170.31 | 1.57 | 39.36 |
| 1.015 | 12.6 | 4.52 | 16.48 | 6.36 | 159.72 | 1.82 | 39.45 |
| 1.081 | 12.63 | 4.53 | 16.48 | 6.34 | 148.93 | 1.78 | 39.6 |
| 1.151 | 12.66 | 4.55 | 16.25 | 6.33 | 138.7 | 1.63 | 39.72 |
| 1.21 | 12.69 | 4.56 | 16.02 | 6.31 | 130.68 | 1.78 | 39.82 |
| 1.265 | 12.72 | 4.57 | 16.48 | 6.31 | 122.55 | 0.8 | 39.89 |
| 1.327 | 12.74 | 4.58 | 16.44 | 6.3 | 115.87 | 0.39 | 39.93 |
| 1.392 | 12.75 | 4.58 | 16.33 | 6.3 | 109.57 | 0.34 | 39.95 |
| 1.46 | 12.76 | 4.58 | 16.48 | 6.32 | 103.31 | 0.29 | 39.97 |
| 1.526 | 12.76 | 4.59 | 16.75 | 6.33 | 98.56 | 0.34 | 39.97 |
| 1.582 | 12.76 | 4.59 | 17.05 | 6.35 | 94.42 | 0.39 | 39.98 |
| 1.632 | 12.76 | 4.59 | 17.09 | 6.37 | 90.61 | 0.35 | 39.98 |
| 1.686 | 12.75 | 4.59 | 17.24 | 6.4 | 86.9 | 0.31 | 39.99 |
| 1.741 | 12.75 | 4.59 | 17.17 | 6.43 | 83.39 | 1.11 | 39.99 |
| 1.795 | 12.75 | 4.59 | 17.78 | 6.43 | 79.5 | 1.71 | 40.0 |
| 1.857 | 12.74 | 4.59 | 17.7 | 6.44 | 74.49 | 1.88 | 40.0 |
| 1.921 | 12.74 | 4.59 | 18.16 | 6.53 | 70.69 | 2.18 | 40.0 |
| 1.977 | 12.74 | 4.59 | 17.93 | 6.63 | 67.22 | 1.99 | 40.0 |
| 2.027 | 12.74 | 4.59 | 18.27 | 6.67 | 64.82 | 2.32 | 40.0 |
| 2.079 | 12.73 | 4.59 | 18.31 | 6.68 | 61.47 | 2.11 | 40.0 |
| 2.14 | 12.73 | 4.59 | 18.08 | 6.66 | 57.87 | 2.49 | 40.0 |
| 2.202 | 12.73 | 4.59 | 18.08 | 6.63 | 54.73 | 2.33 | 40.0 |
| 2.261 | 12.73 | 4.59 | 18.54 | 6.58 | 51.29 | 2.57 | 40.01 |
| 2.323 | 12.73 | 4.59 | 18.62 | 6.51 | 48.06 | 2.63 | 40.02 |
| 2.382 | 12.73 | 4.59 | 19.23 | 6.43 | 46.01 | 2.61 | 40.03 |
| 2.435 | 12.74 | 4.59 | 19.42 | 6.38 | 43.64 | 2.59 | 40.03 |
| 2.488 | 12.74 | 4.59 | 18.2 | 6.35 | 41.51 | 2.67 | 40.03 |
| 2.54 | 12.75 | 4.59 | 18.92 | 6.33 | 39.31 | 2.88 | 40.04 |
| 2.602 | 12.75 | 4.59 | 19.07 | 6.32 | 36.5 | 3.19 | 40.04 |
| 2.674 | 12.75 | 4.59 | 18.2 | 6.32 | 34.05 | 3.13 | 40.03 |
| 2.735 | 12.75 | 4.59 | 18.31 | 6.32 | 32.39 | 3.41 | 40.03 |
| 2.786 | 12.75 | 4.59 | 18.81 | 6.33 | 30.99 | 3.26 | 40.03 |
| 2.828 | 12.75 | 4.59 | 19.07 | 6.33 | 29.7 | 3.28 | 40.03 |

| | | | | | | | |
|---|---|---|---|---|---|---|---|
| 2.873 | 12.75 | 4.59 | 19.57 | 6.33 | 28.38 | 3.23 | 40.03 |
| 2.93 | 12.75 | 4.59 | 19.15 | 6.34 | 26.63 | 3.34 | 40.03 |
| 3.0 | 12.75 | 4.59 | 18.77 | 6.35 | 25.0 | 3.42 | 40.03 |
| 3.062 | 12.75 | 4.59 | 19.23 | 6.35 | 23.86 | 3.25 | 40.03 |
| 3.111 | 12.75 | 4.59 | 19.68 | 6.35 | 22.72 | 3.31 | 40.03 |
| 3.154 | 12.74 | 4.59 | 19.8 | 6.36 | 21.73 | 3.28 | 40.03 |
| 3.203 | 12.74 | 4.59 | 19.61 | 6.36 | 20.47 | 3.21 | 40.04 |
| 3.259 | 12.74 | 4.59 | 21.29 | 6.37 | 19.48 | 3.24 | 40.04 |
| 3.316 | 12.74 | 4.59 | 20.98 | 6.37 | 18.45 | 3.29 | 40.04 |
| 3.373 | 12.74 | 4.59 | 21.52 | 6.38 | 17.46 | 3.21 | 40.04 |
| 3.428 | 12.74 | 4.59 | 20.9 | 6.39 | 16.57 | 3.27 | 40.05 |
| 3.485 | 12.73 | 4.59 | 20.45 | 6.4 | 15.57 | 3.27 | 40.05 |
| 3.548 | 12.73 | 4.59 | 20.79 | 6.41 | 14.46 | 3.03 | 40.05 |
| 3.615 | 12.73 | 4.59 | 21.21 | 6.41 | 13.52 | 3.23 | 40.06 |
| 3.679 | 12.73 | 4.59 | 20.56 | 6.42 | 12.7 | 3.3 | 40.07 |
| 3.745 | 12.73 | 4.59 | 19.95 | 6.42 | 11.92 | 3.4 | 40.07 |
| 3.806 | 12.73 | 4.59 | 20.1 | 6.42 | 11.32 | 3.34 | 40.08 |
| 3.862 | 12.73 | 4.59 | 19.65 | 6.42 | 10.71 | 3.51 | 40.09 |
| 3.921 | 12.73 | 4.6 | 19.3 | 6.42 | 9.98 | 3.56 | 40.1 |
| 3.99 | 12.74 | 4.6 | 19.65 | 6.42 | 9.24 | 3.56 | 40.12 |
| 4.057 | 12.74 | 4.6 | 18.54 | 6.44 | 8.69 | 3.3 | 40.12 |
| 4.116 | 12.75 | 4.6 | 17.4 | 6.47 | 8.32 | 3.34 | 40.12 |
| 4.165 | 12.75 | 4.6 | 18.04 | 6.49 | 7.96 | 3.42 | 40.12 |
| 4.213 | 12.75 | 4.6 | 19.38 | 6.52 | 7.6 | 3.3 | 40.11 |
| 4.266 | 12.75 | 4.6 | 19.72 | 6.54 | 7.18 | 3.22 | 40.11 |
| 4.328 | 12.76 | 4.6 | 18.77 | 6.56 | 6.75 | 3.18 | 40.11 |
| 4.393 | 12.76 | 4.6 | 18.81 | 6.58 | 6.32 | 3.27 | 40.11 |
| 4.454 | 12.76 | 4.6 | 19.23 | 6.58 | 6.0 | 3.2 | 40.11 |
| 4.507 | 12.76 | 4.6 | 19.88 | 6.59 | 5.75 | 3.23 | 40.11 |
| 4.556 | 12.76 | 4.6 | 19.0 | 6.56 | 5.48 | 3.01 | 40.11 |
| 4.613 | 12.76 | 4.6 | 19.0 | 6.52 | 5.18 | 2.68 | 40.11 |
| 4.676 | 12.76 | 4.6 | 18.77 | 6.48 | 4.93 | 2.69 | 40.11 |
| 4.732 | 12.76 | 4.6 | 19.49 | 6.42 | 4.72 | 2.94 | 40.11 |
| 4.783 | 12.76 | 4.6 | 20.03 | 6.37 | 4.49 | 2.79 | 40.11 |
| 4.835 | 12.76 | 4.6 | 19.15 | 6.32 | 4.3 | 2.62 | 40.11 |
| 4.887 | 12.76 | 4.6 | 19.3 | 6.29 | 4.09 | 2.91 | 40.11 |
| 4.937 | 12.76 | 4.6 | 19.11 | 6.29 | 3.94 | 2.92 | 40.12 |
| 4.958 | 12.76 | 4.6 | 18.31 | 6.27 | 3.85 | 2.7 | 40.12 |
| 4.961 | 12.76 | 4.6 | 18.27 | 6.25 | 3.77 | 2.84 | 40.11 |
| 4.966 | 12.76 | 4.6 | 19.23 | 6.23 | 3.71 | 2.73 | 40.11 |
| 4.968 | 12.76 | 4.6 | 18.08 | 6.22 | 3.68 | 2.76 | 40.11 |

**Nombre: CTD E09 - Punto 008** **Fecha: 06/04/2022** **Hora: 09:04:06**

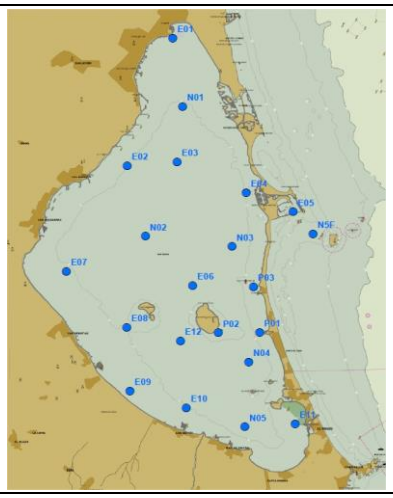


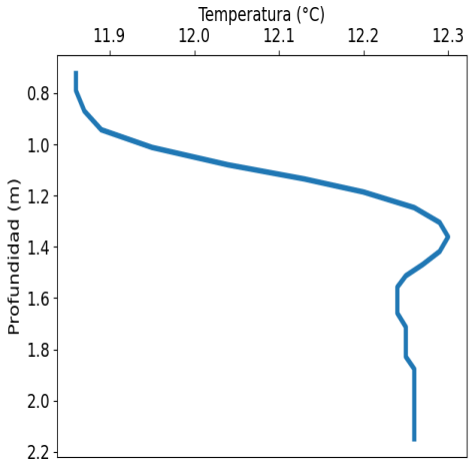


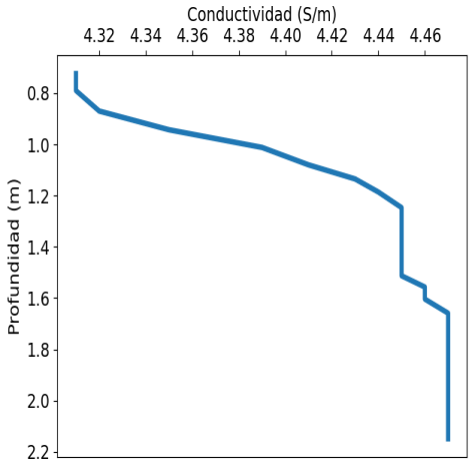


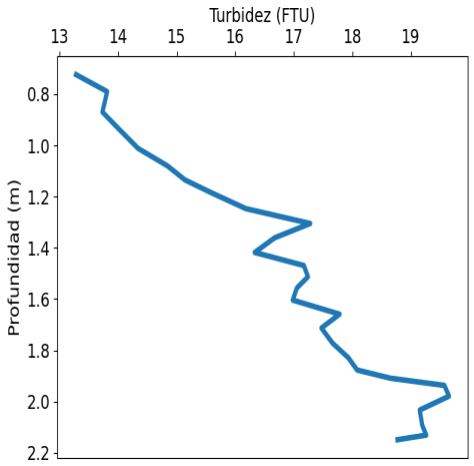


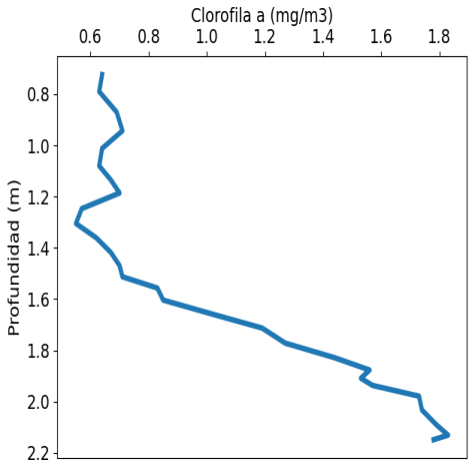


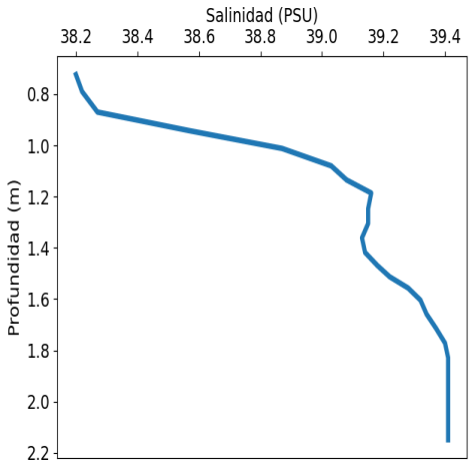


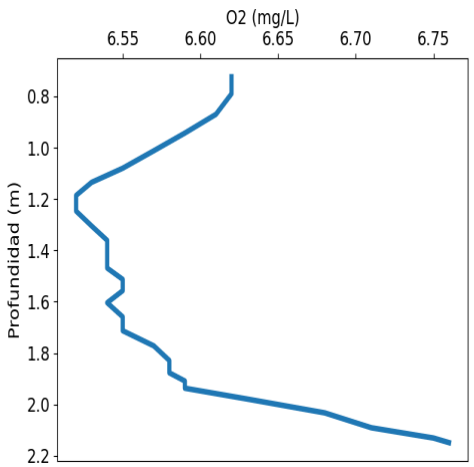


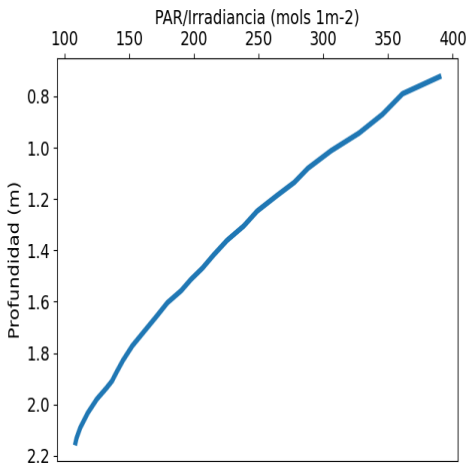

| VALORACIÓN PRELIMINAR DE DATOS: NIVELES MÍNIMOS Y MÁXIMOS PARA CADA VARIABLE | | | | | | | |
|---|---|---|---|---|---|---|---|
| | Temp. (°C) | Conductividad (S/m) | Turbidez (FTU) | Oxígeno (mg/l) | PAR/Irradiancia (mols-1m-2) | Clorofila ($mg/m^3$) | Salinidad (PSU) |
| **MÍNIMO** | 11.86 | 4.31 | 13.28 | 6.52 | 108.31 | 0.55 | 38.2 |
| **PROF (metros)** | 0.724 | 0.724 | 0.724 | 1.186 | 2.149 | 1.305 | 0.724 |
| **MÁXIMO** | 12.3 | 12.3 | 19.65 | 6.76 | 389.77 | 1.83 | 39.41 |
| **PROF (metros)** | 1.361 | 1.659 | 1.979 | 2.149 | 0.724 | 2.131 | 1.829 |

| DATOS MEDIOS PARA CADA VARIABLE EN TODA LA COLUMNA DE AGUA | | | | | | | |
|---|---|---|---|---|---|---|---|
| CTD E09 - Punto 008 | Temp. (°C) | Conductividad (S/m) | Turbidez (FTU) | Oxígeno (mg/L) | PAR/Irradiancia (mols-1m-2) | Clorofila (mg/m3) | Salinidad (PSU) |
| 0 - 1m | 11.87 | 4.32 | 13.71 | 6.61 | 356.16 | 0.67 | 38.31 |
| 1 - 2m | 12.22 | 4.45 | 17.08 | 6.56 | 200.03 | 0.97 | 39.24 |
| 2 - 3m | 12.26 | 4.47 | 19.09 | 6.73 | 111.8 | 1.78 | 39.41 |

| OBSERVACIONES GENERALES |
|---|
| |

| DATOS DETALLADOS PARA CADA VARIABLE EN TODA LA COLUMNA DE AGUA | | | | | | | |
|---|---|---|---|---|---|---|---|
| Profundidad (m) | Temp. (°C) | Conductividad (S/m) | Turbidez (FTU) | Oxígeno (mg/L) | PAR/Irradiancia (mols-1m-2) | Clorofila (mg/m3) | Salinidad (PSU) |
| 0.724 | 11.86 | 4.31 | 13.28 | 6.62 | 389.77 | 0.64 | 38.2 |
| 0.79 | 11.86 | 4.31 | 13.81 | 6.62 | 361.32 | 0.63 | 38.22 |
| 0.87 | 11.87 | 4.32 | 13.73 | 6.61 | 345.83 | 0.69 | 38.27 |
| 0.943 | 11.89 | 4.35 | 14.04 | 6.59 | 327.73 | 0.71 | 38.57 |
| 1.012 | 11.95 | 4.39 | 14.34 | 6.57 | 306.0 | 0.64 | 38.87 |
| 1.08 | 12.04 | 4.41 | 14.84 | 6.55 | 288.17 | 0.63 | 39.03 |
| 1.135 | 12.13 | 4.43 | 15.14 | 6.53 | 277.61 | 0.67 | 39.08 |
| 1.186 | 12.2 | 4.44 | 15.6 | 6.52 | 264.24 | 0.7 | 39.16 |
| 1.247 | 12.26 | 4.45 | 16.18 | 6.52 | 248.84 | 0.57 | 39.15 |
| 1.305 | 12.29 | 4.45 | 17.28 | 6.53 | 238.46 | 0.55 | 39.15 |
| 1.361 | 12.3 | 4.45 | 16.67 | 6.54 | 225.55 | 0.62 | 39.13 |
| 1.418 | 12.29 | 4.45 | 16.33 | 6.54 | 215.14 | 0.67 | 39.14 |
| 1.469 | 12.27 | 4.45 | 17.17 | 6.54 | 206.54 | 0.7 | 39.18 |
| 1.513 | 12.25 | 4.45 | 17.24 | 6.55 | 197.64 | 0.71 | 39.22 |
| 1.557 | 12.24 | 4.46 | 17.05 | 6.55 | 190.05 | 0.83 | 39.28 |
| 1.604 | 12.24 | 4.46 | 16.98 | 6.54 | 179.39 | 0.85 | 39.32 |
| 1.659 | 12.24 | 4.47 | 17.78 | 6.55 | 170.67 | 1.02 | 39.34 |
| 1.713 | 12.25 | 4.47 | 17.47 | 6.55 | 161.85 | 1.19 | 39.37 |
| 1.772 | 12.25 | 4.47 | 17.66 | 6.57 | 152.24 | 1.27 | 39.4 |
| 1.829 | 12.25 | 4.47 | 17.93 | 6.58 | 144.97 | 1.44 | 39.41 |
| 1.877 | 12.26 | 4.47 | 18.08 | 6.58 | 139.79 | 1.56 | 39.41 |
| 1.909 | 12.26 | 4.47 | 18.65 | 6.59 | 136.53 | 1.53 | 39.41 |
| 1.937 | 12.26 | 4.47 | 19.57 | 6.59 | 132.11 | 1.57 | 39.41 |
| 1.979 | 12.26 | 4.47 | 19.65 | 6.63 | 124.87 | 1.73 | 39.41 |
| 2.033 | 12.26 | 4.47 | 19.15 | 6.68 | 117.82 | 1.74 | 39.41 |
| 2.091 | 12.26 | 4.47 | 19.19 | 6.71 | 111.96 | 1.79 | 39.41 |
| 2.131 | 12.26 | 4.47 | 19.26 | 6.75 | 109.12 | 1.83 | 39.41 |
| 2.149 | 12.26 | 4.47 | 18.77 | 6.76 | 108.31 | 1.78 | 39.41 |

**Nombre: CTD E10 - Punto 009** **Fecha: 06/04/2022** **Hora: 09:04:18**

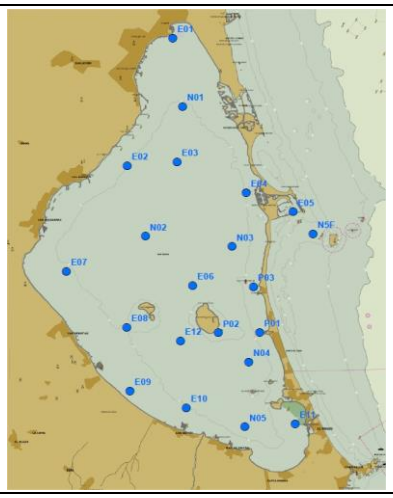


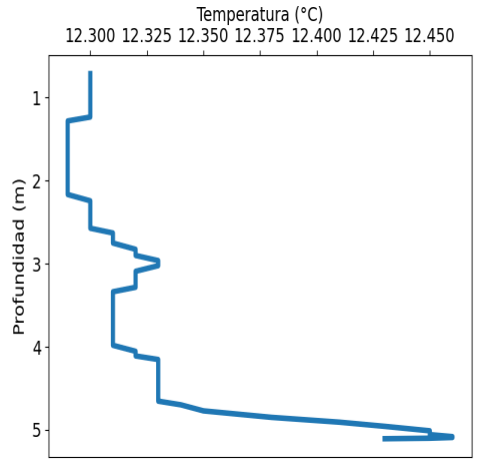


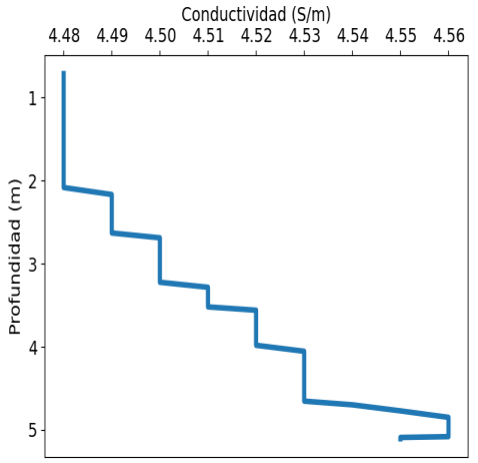


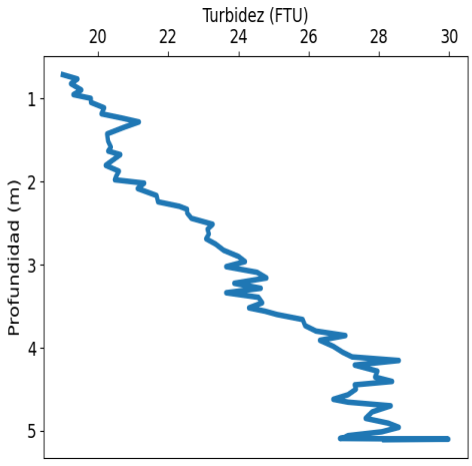


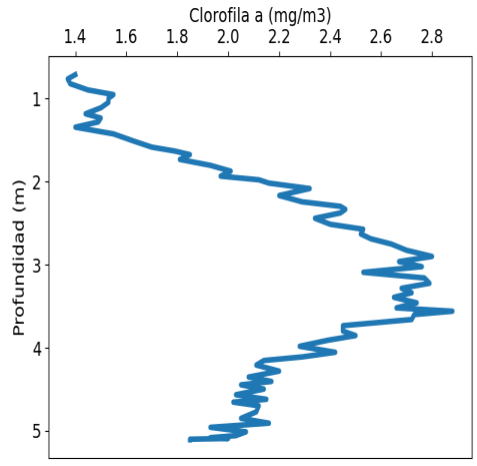


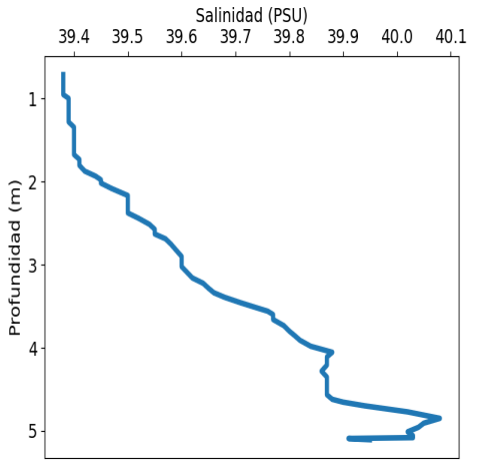


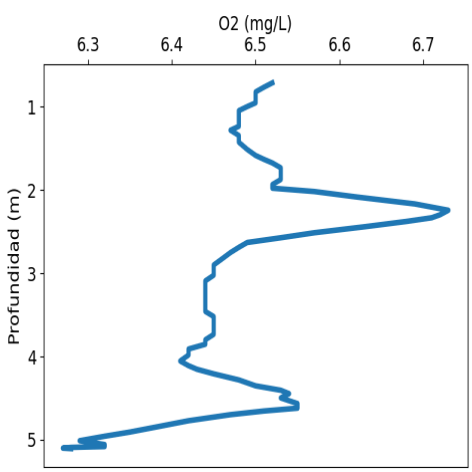


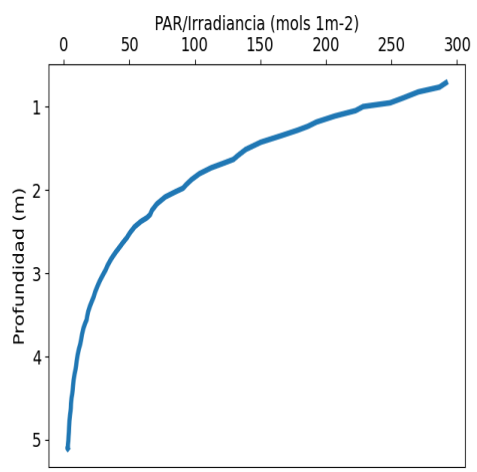

| VALORACIÓN PRELIMINAR DE DATOS: NIVELES MÍNIMOS Y MÁXIMOS PARA CADA VARIABLE | | | | | | | |
|---|---|---|---|---|---|---|---|
| | Temp. (°C) | Conductividad (S/m) | Turbidez (FTU) | Oxígeno (mg/l) | PAR/Irradiancia (mols-1m-2) | Clorofila ($mg/m^3$) | Salinidad (PSU) |
| **MÍNIMO** | 12.29 | 4.48 | 19.0 | 6.27 | 2.73 | 1.37 | 39.38 |
| **PROF (metros)** | 1.283 | 0.714 | 0.714 | 5.1 | 5.1 | 0.766 | 0.714 |
| **MÁXIMO** | 12.46 | 12.46 | 29.98 | 6.73 | 291.53 | 2.88 | 40.08 |
| **PROF (metros)** | 5.081 | 4.849 | 5.1 | 2.244 | 0.714 | 3.56 | 4.849 |

| DATOS MEDIOS PARA CADA VARIABLE EN TODA LA COLUMNA DE AGUA | | | | | | | |
|---|---|---|---|---|---|---|---|
| CTD E10 - Punto 009 | Temp. (°C) | Conductividad (S/m) | Turbidez (FTU) | Oxígeno (mg/L) | PAR/Irradiancia (mols-1m-2) | Clorofila (mg/m3) | Salinidad (PSU) |
| 0 - 1m | 12.3 | 4.48 | 19.38 | 6.5 | 264.07 | 1.45 | 39.38 |
| 1 - 2m | 12.29 | 4.48 | 20.43 | 6.5 | 145.29 | 1.7 | 39.41 |
| 2 - 3m | 12.3 | 4.49 | 22.73 | 6.58 | 54.41 | 2.47 | 39.53 |
| 3 - 4m | 12.32 | 4.51 | 25.09 | 6.44 | 18.69 | 2.63 | 39.72 |
| 4 - 5m | 12.34 | 4.54 | 27.68 | 6.46 | 6.29 | 2.13 | 39.92 |
| 5 - 6m | 12.45 | 4.55 | 27.87 | 6.29 | 3.07 | 1.95 | 39.98 |

| OBSERVACIONES GENERALES |
|---|
| CLOROFILA elevada en la(s) columna(s) de agua 2 - 3m, 3 - 4m, 4 - 5m con los valores 2.47, 2.63, 2.13 respectivamente |

| DATOS DETALLADOS PARA CADA VARIABLE EN TODA LA COLUMNA DE AGUA | | | | | | | |
|---|---|---|---|---|---|---|---|
| Profundidad (m) | Temp. (°C) | Conductividad (S/m) | Turbidez (FTU) | Oxígeno (mg/L) | PAR/Irradiancia (mols-1m-2) | Clorofila (mg/m3) | Salinidad (PSU) |
| 0.714 | 12.3 | 4.48 | 19.0 | 6.52 | 291.53 | 1.4 | 39.38 |
| 0.766 | 12.3 | 4.48 | 19.42 | 6.51 | 286.57 | 1.37 | 39.38 |
| 0.823 | 12.3 | 4.48 | 19.23 | 6.5 | 270.5 | 1.38 | 39.38 |
| 0.898 | 12.3 | 4.48 | 19.53 | 6.5 | 258.49 | 1.45 | 39.38 |
| 0.954 | 12.3 | 4.48 | 19.3 | 6.5 | 248.96 | 1.55 | 39.38 |
| 0.999 | 12.3 | 4.48 | 19.8 | 6.49 | 228.39 | 1.53 | 39.39 |
| 1.048 | 12.3 | 4.48 | 19.8 | 6.48 | 222.59 | 1.53 | 39.39 |
| 1.113 | 12.3 | 4.48 | 20.18 | 6.48 | 206.73 | 1.5 | 39.39 |
| 1.185 | 12.3 | 4.48 | 20.1 | 6.48 | 192.75 | 1.44 | 39.39 |
| 1.236 | 12.3 | 4.48 | 20.68 | 6.48 | 186.25 | 1.5 | 39.39 |
| 1.283 | 12.29 | 4.48 | 21.17 | 6.47 | 178.35 | 1.49 | 39.39 |
| 1.346 | 12.29 | 4.48 | 20.75 | 6.48 | 166.33 | 1.4 | 39.4 |
| 1.427 | 12.29 | 4.48 | 20.26 | 6.48 | 150.28 | 1.55 | 39.4 |
| 1.514 | 12.29 | 4.48 | 20.29 | 6.49 | 138.79 | 1.63 | 39.4 |
| 1.586 | 12.29 | 4.48 | 20.37 | 6.5 | 132.91 | 1.7 | 39.4 |
| 1.633 | 12.29 | 4.48 | 20.29 | 6.51 | 129.44 | 1.79 | 39.4 |
| 1.676 | 12.29 | 4.48 | 20.64 | 6.52 | 122.35 | 1.85 | 39.4 |
| 1.734 | 12.29 | 4.48 | 20.45 | 6.53 | 112.45 | 1.81 | 39.41 |
| 1.805 | 12.29 | 4.48 | 20.22 | 6.53 | 103.47 | 1.93 | 39.41 |
| 1.875 | 12.29 | 4.48 | 20.6 | 6.53 | 97.49 | 2.01 | 39.42 |
| 1.935 | 12.29 | 4.48 | 20.52 | 6.52 | 93.49 | 1.97 | 39.44 |
| 1.979 | 12.29 | 4.48 | 20.48 | 6.52 | 90.98 | 2.12 | 39.45 |
| 2.019 | 12.29 | 4.48 | 21.32 | 6.57 | 85.56 | 2.16 | 39.45 |
| 2.084 | 12.29 | 4.48 | 21.13 | 6.62 | 77.38 | 2.32 | 39.47 |
| 2.168 | 12.29 | 4.49 | 21.67 | 6.69 | 71.0 | 2.2 | 39.5 |
| 2.244 | 12.3 | 4.49 | 21.71 | 6.73 | 67.27 | 2.29 | 39.5 |
| 2.298 | 12.3 | 4.49 | 22.32 | 6.72 | 65.79 | 2.44 | 39.5 |
| 2.334 | 12.3 | 4.49 | 22.54 | 6.71 | 63.38 | 2.46 | 39.5 |
| 2.378 | 12.3 | 4.49 | 22.54 | 6.68 | 58.88 | 2.44 | 39.5 |
| 2.442 | 12.3 | 4.49 | 22.66 | 6.63 | 54.06 | 2.34 | 39.52 |
| 2.514 | 12.3 | 4.49 | 23.27 | 6.57 | 50.5 | 2.4 | 39.54 |
| 2.574 | 12.3 | 4.49 | 23.12 | 6.53 | 48.11 | 2.53 | 39.55 |
| 2.631 | 12.31 | 4.49 | 23.16 | 6.49 | 45.18 | 2.52 | 39.55 |
| 2.689 | 12.31 | 4.5 | 23.08 | 6.48 | 42.47 | 2.56 | 39.57 |
| 2.752 | 12.31 | 4.5 | 23.35 | 6.47 | 39.42 | 2.64 | 39.58 |

| 2.827 | 12.32 | 4.5 | 23.58 | 6.46 | 36.2 | 2.7 | 39.59 |
|---|---|---|---|---|---|---|---|
| 2.901 | 12.32 | 4.5 | 24.0 | 6.45 | 33.58 | 2.8 | 39.6 |
| 2.963 | 12.33 | 4.5 | 24.19 | 6.45 | 31.83 | 2.67 | 39.6 |
| 3.024 | 12.33 | 4.5 | 23.65 | 6.45 | 29.71 | 2.76 | 39.6 |
| 3.092 | 12.32 | 4.5 | 24.53 | 6.44 | 27.46 | 2.53 | 39.61 |
| 3.16 | 12.32 | 4.5 | 24.8 | 6.44 | 25.57 | 2.77 | 39.62 |
| 3.224 | 12.32 | 4.5 | 23.88 | 6.44 | 23.96 | 2.79 | 39.64 |
| 3.284 | 12.32 | 4.51 | 24.64 | 6.44 | 22.78 | 2.68 | 39.65 |
| 3.338 | 12.31 | 4.51 | 23.65 | 6.44 | 21.39 | 2.72 | 39.66 |
| 3.393 | 12.31 | 4.51 | 24.57 | 6.44 | 20.0 | 2.65 | 39.68 |
| 3.459 | 12.31 | 4.51 | 24.68 | 6.44 | 18.64 | 2.74 | 39.71 |
| 3.52 | 12.31 | 4.51 | 24.3 | 6.45 | 17.82 | 2.66 | 39.74 |
| 3.56 | 12.31 | 4.52 | 24.76 | 6.45 | 17.42 | 2.88 | 39.76 |
| 3.6 | 12.31 | 4.52 | 25.1 | 6.45 | 16.32 | 2.73 | 39.77 |
| 3.66 | 12.31 | 4.52 | 25.83 | 6.45 | 15.0 | 2.72 | 39.77 |
| 3.734 | 12.31 | 4.52 | 25.9 | 6.45 | 13.91 | 2.45 | 39.79 |
| 3.799 | 12.31 | 4.52 | 26.21 | 6.44 | 13.21 | 2.45 | 39.8 |
| 3.853 | 12.31 | 4.52 | 27.05 | 6.44 | 12.53 | 2.5 | 39.81 |
| 3.91 | 12.31 | 4.52 | 26.32 | 6.42 | 11.52 | 2.39 | 39.82 |
| 3.982 | 12.31 | 4.52 | 26.7 | 6.42 | 10.56 | 2.28 | 39.84 |
| 4.054 | 12.32 | 4.53 | 26.97 | 6.41 | 9.83 | 2.42 | 39.88 |
| 4.11 | 12.32 | 4.53 | 27.24 | 6.42 | 9.41 | 2.29 | 39.87 |
| 4.153 | 12.33 | 4.53 | 28.57 | 6.43 | 8.99 | 2.14 | 39.87 |
| 4.208 | 12.33 | 4.53 | 27.31 | 6.45 | 8.26 | 2.11 | 39.87 |
| 4.281 | 12.33 | 4.53 | 27.96 | 6.48 | 7.51 | 2.2 | 39.86 |
| 4.352 | 12.33 | 4.53 | 27.89 | 6.5 | 7.06 | 2.08 | 39.87 |
| 4.405 | 12.33 | 4.53 | 28.38 | 6.53 | 6.78 | 2.17 | 39.87 |
| 4.446 | 12.33 | 4.53 | 27.31 | 6.54 | 6.47 | 2.05 | 39.87 |
| 4.497 | 12.33 | 4.53 | 27.35 | 6.53 | 5.93 | 2.14 | 39.87 |
| 4.565 | 12.33 | 4.53 | 27.12 | 6.55 | 5.51 | 2.03 | 39.87 |
| 4.62 | 12.33 | 4.53 | 26.7 | 6.55 | 5.36 | 2.15 | 39.88 |
| 4.654 | 12.33 | 4.53 | 27.12 | 6.51 | 5.16 | 2.02 | 39.9 |
| 4.698 | 12.34 | 4.54 | 28.34 | 6.47 | 4.8 | 2.12 | 39.94 |
| 4.771 | 12.35 | 4.55 | 27.81 | 6.42 | 4.33 | 2.11 | 40.02 |
| 4.849 | 12.38 | 4.56 | 27.62 | 6.38 | 4.05 | 2.05 | 40.08 |
| 4.907 | 12.41 | 4.56 | 28.27 | 6.35 | 3.89 | 2.16 | 40.05 |
| 4.957 | 12.43 | 4.56 | 28.57 | 6.32 | 3.66 | 1.93 | 40.04 |
| 5.011 | 12.45 | 4.56 | 28.08 | 6.29 | 3.48 | 2.07 | 40.02 |
| 5.057 | 12.45 | 4.56 | 27.12 | 6.32 | 3.18 | 2.03 | 40.03 |
| 5.081 | 12.46 | 4.56 | 27.01 | 6.32 | 3.17 | 1.93 | 40.03 |
| 5.091 | 12.46 | 4.55 | 26.89 | 6.28 | 2.83 | 2.0 | 39.91 |
| 5.1 | 12.45 | 4.55 | 29.98 | 6.27 | 2.73 | 1.85 | 39.93 |
| 5.106 | 12.43 | 4.55 | 28.15 | 6.28 | 3.01 | 1.85 | 39.95 |

**Nombre: CTD N05 - Punto 010** **Fecha: 06/04/2022** **Hora: 09:04:07**

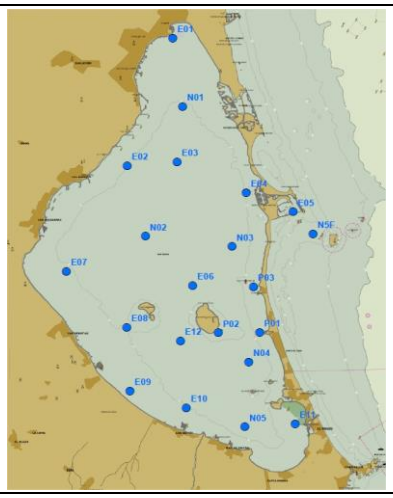


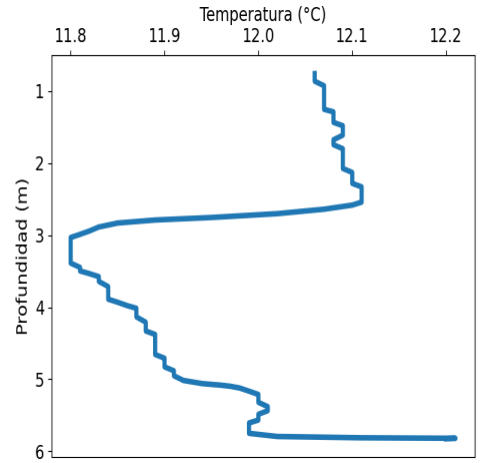


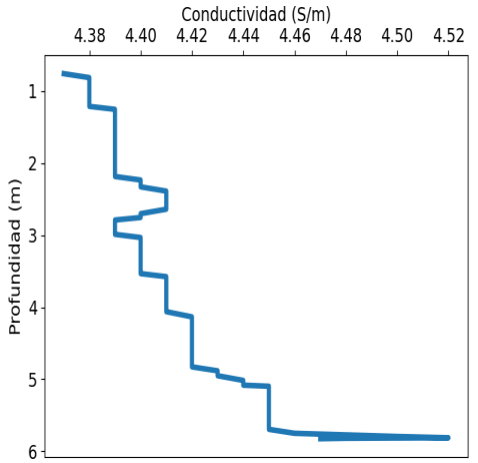


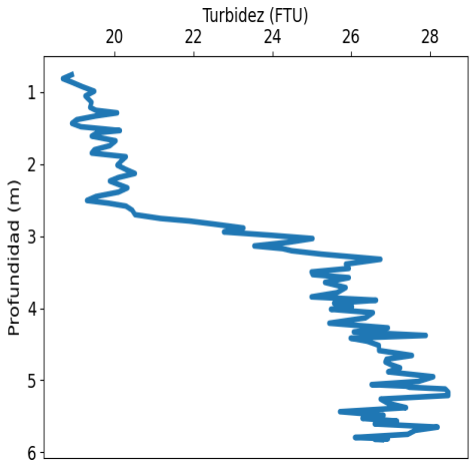


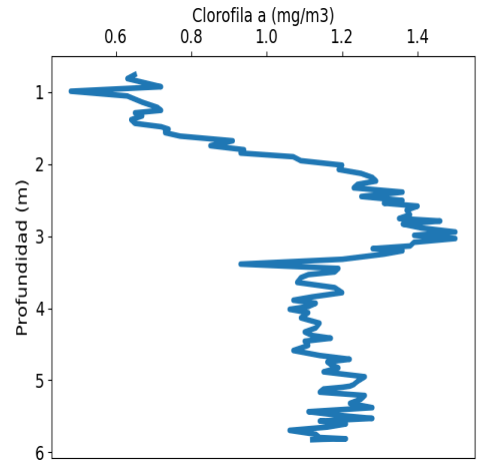


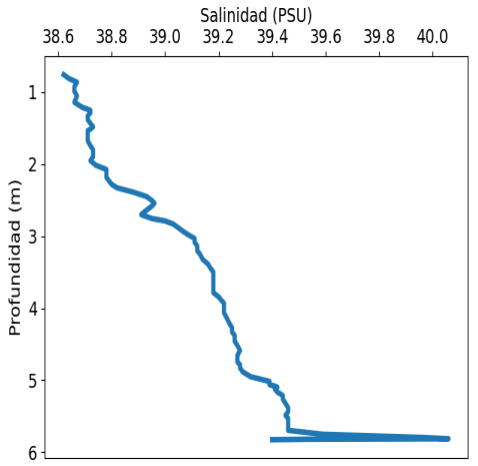


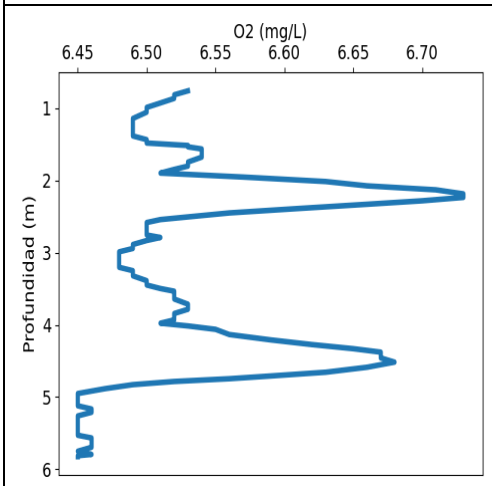


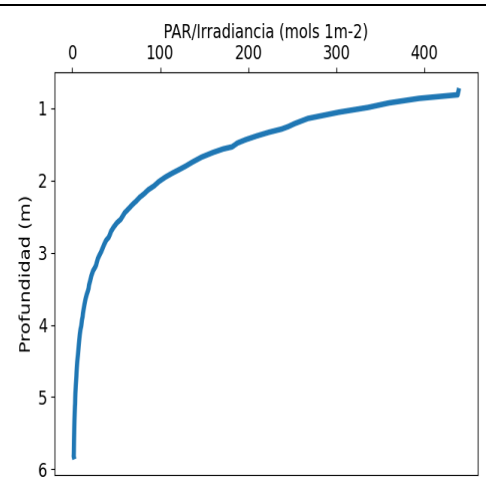

| VALORACIÓN PRELIMINAR DE DATOS: NIVELES MÍNIMOS Y MÁXIMOS PARA CADA VARIABLE | | | | | | | |
|---|---|---|---|---|---|---|---|
| | Temp. (°C) | Conductividad (S/m) | Turbidez (FTU) | Oxígeno (mg/l) | PAR/Irradiancia (mols-1m-2) | Clorofila ($mg/m^3$) | Salinidad (PSU) |
| **MÍNIMO** | 11.8 | 4.37 | 18.69 | 6.45 | 1.64 | 0.48 | 38.62 |
| **PROF (metros)** | 3.033 | 0.759 | 0.814 | 4.951 | 5.819 | 0.989 | 0.759 |
| **MÁXIMO** | 12.21 | 12.21 | 28.46 | 6.73 | 438.98 | 1.5 | 40.06 |
| **PROF (metros)** | 5.819 | 5.812 | 5.165 | 2.186 | 0.759 | 2.942 | 5.812 |

| DATOS MEDIOS PARA CADA VARIABLE EN TODA LA COLUMNA DE AGUA | | | | | | | |
|---|---|---|---|---|---|---|---|
| CTD N05 - Punto 010 | Temp. (°C) | Conductividad (S/m) | Turbidez (FTU) | Oxígeno (mg/L) | PAR/Irradiancia (mols-1m-2) | Clorofila (mg/m3) | Salinidad (PSU) |
| 0 - 1m | 12.06 | 4.38 | 19.04 | 6.52 | 393.43 | 0.63 | 38.65 |
| 1 - 2m | 12.08 | 4.39 | 19.61 | 6.52 | 188.28 | 0.78 | 38.71 |
| 2 - 3m | 12.02 | 4.4 | 20.85 | 6.58 | 59.1 | 1.33 | 38.91 |
| 3 - 4m | 11.82 | 4.4 | 25.34 | 6.5 | 19.3 | 1.2 | 39.16 |
| 4 - 5m | 11.89 | 4.42 | 26.72 | 6.59 | 6.19 | 1.14 | 39.26 |
| 5 - 6m | 12.01 | 4.46 | 27.16 | 6.45 | 2.43 | 1.19 | 39.5 |

| OBSERVACIONES GENERALES |
|---|
| |

| DATOS DETALLADOS PARA CADA VARIABLE EN TODA LA COLUMNA DE AGUA | | | | | | | |
|---|---|---|---|---|---|---|---|
| Profundidad (m) | Temp. (°C) | Conductividad (S/m) | Turbidez (FTU) | Oxígeno (mg/L) | PAR/Irradiancia (mols-1m-2) | Clorofila (mg/m3) | Salinidad (PSU) |
| 0.759 | 12.06 | 4.37 | 18.92 | 6.53 | 438.98 | 0.65 | 38.62 |
| 0.814 | 12.06 | 4.38 | 18.69 | 6.52 | 438.06 | 0.63 | 38.64 |
| 0.864 | 12.06 | 4.38 | 18.92 | 6.52 | 394.03 | 0.67 | 38.67 |
| 0.927 | 12.07 | 4.38 | 19.19 | 6.51 | 359.81 | 0.72 | 38.66 |
| 0.989 | 12.07 | 4.38 | 19.49 | 6.5 | 336.27 | 0.48 | 38.66 |
| 1.055 | 12.07 | 4.38 | 19.26 | 6.5 | 303.1 | 0.63 | 38.67 |
| 1.142 | 12.07 | 4.38 | 19.42 | 6.49 | 267.82 | 0.67 | 38.66 |
| 1.213 | 12.07 | 4.38 | 19.38 | 6.49 | 252.74 | 0.71 | 38.69 |
| 1.254 | 12.07 | 4.39 | 19.53 | 6.49 | 245.58 | 0.72 | 38.72 |
| 1.289 | 12.08 | 4.39 | 20.07 | 6.49 | 237.85 | 0.65 | 38.72 |
| 1.332 | 12.08 | 4.39 | 19.53 | 6.49 | 223.78 | 0.67 | 38.71 |
| 1.384 | 12.08 | 4.39 | 19.04 | 6.49 | 209.62 | 0.64 | 38.71 |
| 1.435 | 12.08 | 4.39 | 18.92 | 6.5 | 197.23 | 0.65 | 38.72 |
| 1.482 | 12.09 | 4.39 | 19.15 | 6.5 | 187.77 | 0.72 | 38.73 |
| 1.516 | 12.09 | 4.39 | 19.8 | 6.53 | 183.89 | 0.74 | 38.72 |
| 1.535 | 12.09 | 4.39 | 20.14 | 6.53 | 181.61 | 0.73 | 38.71 |
| 1.564 | 12.09 | 4.39 | 19.57 | 6.54 | 171.5 | 0.73 | 38.71 |
| 1.612 | 12.09 | 4.39 | 19.42 | 6.54 | 160.13 | 0.77 | 38.71 |
| 1.677 | 12.08 | 4.39 | 20.03 | 6.54 | 147.07 | 0.91 | 38.71 |
| 1.745 | 12.08 | 4.39 | 19.88 | 6.53 | 136.72 | 0.85 | 38.72 |
| 1.801 | 12.09 | 4.39 | 19.49 | 6.53 | 129.02 | 0.94 | 38.73 |
| 1.847 | 12.09 | 4.39 | 19.42 | 6.52 | 121.98 | 0.93 | 38.73 |
| 1.898 | 12.09 | 4.39 | 20.29 | 6.51 | 113.9 | 1.07 | 38.73 |
| 1.953 | 12.09 | 4.39 | 20.18 | 6.57 | 105.95 | 1.09 | 38.72 |
| 2.015 | 12.09 | 4.39 | 20.07 | 6.63 | 98.54 | 1.2 | 38.74 |
| 2.075 | 12.09 | 4.39 | 20.29 | 6.66 | 93.08 | 1.19 | 38.78 |
| 2.13 | 12.1 | 4.39 | 20.52 | 6.71 | 86.38 | 1.25 | 38.78 |
| 2.186 | 12.1 | 4.39 | 20.1 | 6.73 | 81.56 | 1.28 | 38.78 |
| 2.235 | 12.1 | 4.4 | 19.88 | 6.73 | 76.57 | 1.29 | 38.79 |
| 2.282 | 12.1 | 4.4 | 20.1 | 6.7 | 73.02 | 1.24 | 38.8 |
| 2.33 | 12.11 | 4.4 | 20.33 | 6.66 | 68.78 | 1.23 | 38.82 |
| 2.389 | 12.11 | 4.41 | 20.1 | 6.61 | 64.28 | 1.36 | 38.88 |
| 2.45 | 12.11 | 4.41 | 19.53 | 6.56 | 59.48 | 1.25 | 38.93 |
| 2.505 | 12.11 | 4.41 | 19.3 | 6.53 | 56.84 | 1.36 | 38.95 |
| 2.542 | 12.11 | 4.41 | 19.84 | 6.51 | 54.86 | 1.31 | 38.96 |
| 2.583 | 12.1 | 4.41 | 20.29 | 6.5 | 51.08 | 1.4 | 38.95 |

| 2.64 | 12.07 | 4.41 | 20.45 | 6.5 | 47.46 | 1.37 | 38.93 |
|---|---|---|---|---|---|---|---|
| 2.702 | 12.02 | 4.4 | 20.52 | 6.5 | 44.26 | 1.38 | 38.91 |
| 2.755 | 11.95 | 4.4 | 21.17 | 6.5 | 42.64 | 1.35 | 38.95 |
| 2.79 | 11.89 | 4.39 | 21.9 | 6.51 | 41.29 | 1.46 | 39.0 |
| 2.832 | 11.85 | 4.39 | 22.51 | 6.5 | 38.39 | 1.36 | 39.03 |
| 2.887 | 11.83 | 4.39 | 23.27 | 6.49 | 36.29 | 1.41 | 39.05 |
| 2.942 | 11.82 | 4.39 | 22.77 | 6.49 | 34.41 | 1.5 | 39.07 |
| 2.989 | 11.81 | 4.39 | 24.0 | 6.48 | 32.86 | 1.39 | 39.09 |
| 3.033 | 11.8 | 4.4 | 25.02 | 6.48 | 30.98 | 1.5 | 39.11 |
| 3.085 | 11.8 | 4.4 | 24.41 | 6.48 | 29.07 | 1.39 | 39.11 |
| 3.136 | 11.8 | 4.4 | 23.54 | 6.48 | 27.87 | 1.38 | 39.12 |
| 3.173 | 11.8 | 4.4 | 24.26 | 6.48 | 27.1 | 1.28 | 39.12 |
| 3.203 | 11.8 | 4.4 | 24.49 | 6.48 | 26.0 | 1.36 | 39.12 |
| 3.25 | 11.8 | 4.4 | 25.25 | 6.49 | 23.73 | 1.31 | 39.13 |
| 3.321 | 11.8 | 4.4 | 26.74 | 6.49 | 21.73 | 1.2 | 39.14 |
| 3.388 | 11.8 | 4.4 | 25.86 | 6.5 | 20.42 | 0.93 | 39.16 |
| 3.448 | 11.81 | 4.4 | 25.94 | 6.5 | 19.13 | 1.19 | 39.17 |
| 3.497 | 11.81 | 4.4 | 24.99 | 6.51 | 18.56 | 1.18 | 39.18 |
| 3.534 | 11.82 | 4.4 | 25.02 | 6.52 | 17.71 | 1.11 | 39.18 |
| 3.576 | 11.83 | 4.41 | 25.94 | 6.52 | 16.56 | 1.09 | 39.18 |
| 3.642 | 11.83 | 4.41 | 25.33 | 6.52 | 15.12 | 1.08 | 39.18 |
| 3.714 | 11.84 | 4.41 | 25.86 | 6.53 | 13.96 | 1.18 | 39.18 |
| 3.784 | 11.84 | 4.41 | 25.64 | 6.53 | 12.96 | 1.2 | 39.18 |
| 3.843 | 11.84 | 4.41 | 24.99 | 6.52 | 12.19 | 1.12 | 39.2 |
| 3.889 | 11.84 | 4.41 | 26.63 | 6.52 | 11.79 | 1.07 | 39.21 |
| 3.931 | 11.85 | 4.41 | 25.56 | 6.52 | 11.08 | 1.13 | 39.22 |
| 3.977 | 11.86 | 4.41 | 26.02 | 6.51 | 10.64 | 1.11 | 39.22 |
| 4.015 | 11.87 | 4.41 | 25.48 | 6.53 | 10.26 | 1.06 | 39.22 |
| 4.062 | 11.87 | 4.41 | 26.55 | 6.55 | 9.42 | 1.11 | 39.22 |
| 4.134 | 11.87 | 4.42 | 26.36 | 6.56 | 8.61 | 1.09 | 39.23 |
| 4.208 | 11.88 | 4.42 | 25.44 | 6.59 | 8.0 | 1.14 | 39.24 |
| 4.273 | 11.88 | 4.42 | 26.93 | 6.62 | 7.5 | 1.13 | 39.25 |
| 4.33 | 11.88 | 4.42 | 26.06 | 6.65 | 7.11 | 1.1 | 39.25 |
| 4.378 | 11.89 | 4.42 | 27.89 | 6.67 | 6.77 | 1.12 | 39.26 |
| 4.416 | 11.89 | 4.42 | 25.98 | 6.67 | 6.49 | 1.17 | 39.26 |
| 4.458 | 11.89 | 4.42 | 26.4 | 6.67 | 6.13 | 1.1 | 39.26 |
| 4.516 | 11.89 | 4.42 | 26.7 | 6.68 | 5.69 | 1.11 | 39.27 |
| 4.587 | 11.89 | 4.42 | 26.7 | 6.66 | 5.27 | 1.07 | 39.28 |
| 4.656 | 11.89 | 4.42 | 27.54 | 6.63 | 4.93 | 1.14 | 39.27 |
| 4.708 | 11.9 | 4.42 | 26.89 | 6.59 | 4.75 | 1.22 | 39.27 |
| 4.746 | 11.9 | 4.42 | 26.86 | 6.56 | 4.56 | 1.16 | 39.27 |
| 4.784 | 11.9 | 4.42 | 27.01 | 6.52 | 4.37 | 1.17 | 39.28 |
| 4.828 | 11.9 | 4.42 | 27.24 | 6.49 | 4.13 | 1.19 | 39.28 |
| 4.883 | 11.91 | 4.43 | 26.93 | 6.47 | 3.89 | 1.15 | 39.29 |
| 4.951 | 11.91 | 4.43 | 28.08 | 6.45 | 3.59 | 1.26 | 39.32 |
| 5.016 | 11.92 | 4.44 | 27.7 | 6.45 | 3.41 | 1.24 | 39.39 |
| 5.06 | 11.94 | 4.44 | 26.51 | 6.45 | 3.34 | 1.23 | 39.39 |
| 5.082 | 11.96 | 4.44 | 27.39 | 6.45 | 3.29 | 1.22 | 39.41 |
| 5.097 | 11.97 | 4.45 | 27.47 | 6.45 | 3.26 | 1.2 | 39.42 |
| 5.121 | 11.98 | 4.45 | 28.38 | 6.45 | 3.12 | 1.15 | 39.41 |
| 5.165 | 11.99 | 4.45 | 28.46 | 6.46 | 2.98 | 1.14 | 39.42 |
| 5.211 | 12.0 | 4.45 | 28.46 | 6.46 | 2.84 | 1.26 | 39.44 |
| 5.261 | 12.0 | 4.45 | 26.74 | 6.45 | 2.7 | 1.25 | 39.44 |
| 5.32 | 12.0 | 4.45 | 26.93 | 6.45 | 2.55 | 1.22 | 39.45 |
| 5.38 | 12.01 | 4.45 | 27.39 | 6.45 | 2.43 | 1.28 | 39.46 |
| 5.436 | 12.01 | 4.45 | 25.71 | 6.45 | 2.32 | 1.11 | 39.46 |
| 5.486 | 12.0 | 4.45 | 26.82 | 6.45 | 2.25 | 1.19 | 39.45 |
| 5.529 | 12.0 | 4.45 | 26.28 | 6.45 | 2.17 | 1.28 | 39.46 |

| | | | | | | | |
|---|---|---|---|---|---|---|---|
| 5.566 | 12.0 | 4.45 | 27.16 | 6.46 | 2.11 | 1.14 | 39.46 |
| 5.606 | 11.99 | 4.45 | 26.59 | 6.46 | 2.04 | 1.21 | 39.46 |
| 5.65 | 11.99 | 4.45 | 28.19 | 6.46 | 1.99 | 1.16 | 39.46 |
| 5.695 | 11.99 | 4.45 | 27.62 | 6.46 | 1.93 | 1.06 | 39.46 |
| 5.75 | 11.99 | 4.46 | 27.43 | 6.45 | 1.87 | 1.13 | 39.59 |
| 5.794 | 12.02 | 4.5 | 26.09 | 6.46 | 1.8 | 1.14 | 39.96 |
| 5.812 | 12.11 | 4.52 | 26.93 | 6.45 | 1.7 | 1.21 | 40.06 |
| 5.819 | 12.21 | 4.48 | 26.59 | 6.45 | 1.64 | 1.15 | 39.53 |
| 5.825 | 12.2 | 4.47 | 26.78 | 6.45 | 1.76 | 1.12 | 39.4 |

**Nombre: CTD E11 - Punto 011** **Fecha: 06/04/2022** **Hora: 10:04:07**

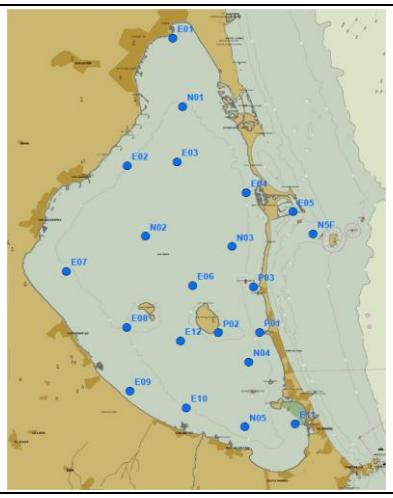


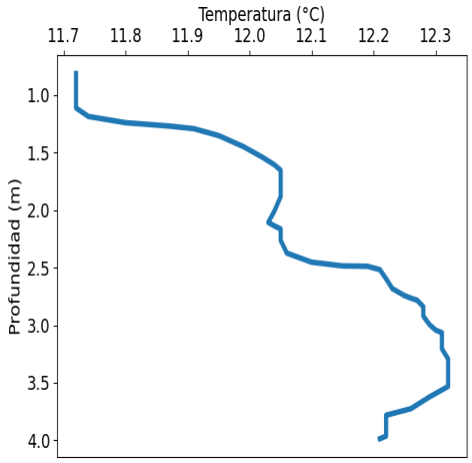


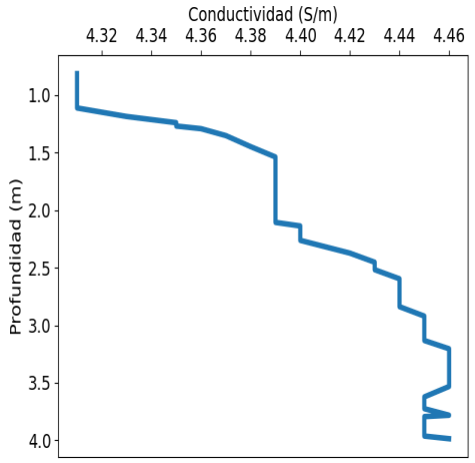


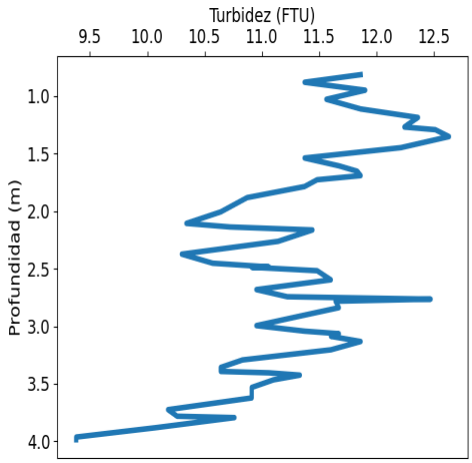


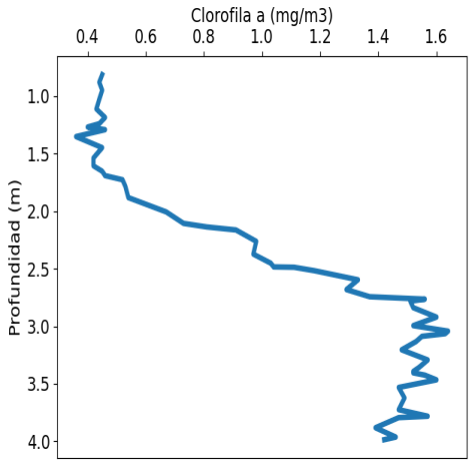


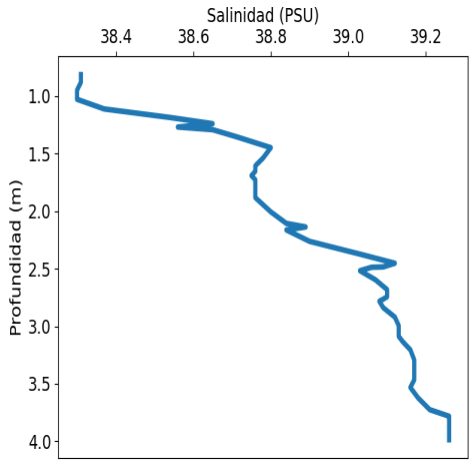


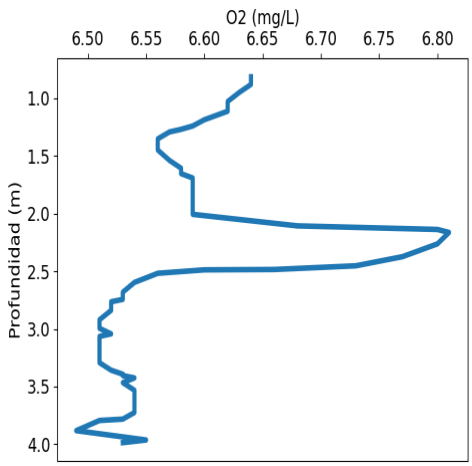


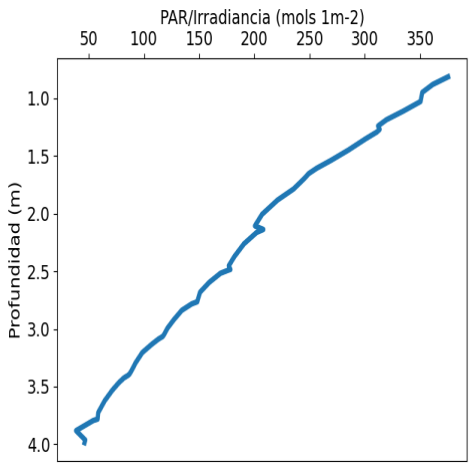

| VALORACIÓN PRELIMINAR DE DATOS: NIVELES MÍNIMOS Y MÁXIMOS PARA CADA VARIABLE | | | | | | | |
|---|---|---|---|---|---|---|---|
| | Temp. (°C) | Conductividad (S/m) | Turbidez (FTU) | Oxígeno (mg/l) | PAR/Irradiancia (mols-1m-2) | Clorofila ($mg/m^3$) | Salinidad (PSU) |
| **MÍNIMO** | 11.72 | 4.31 | 9.38 | 6.49 | 38.47 | 0.36 | 38.3 |
| **PROF (metros)** | 0.815 | 0.815 | 3.963 | 3.882 | 3.882 | 1.353 | 0.95 |
| **MÁXIMO** | 12.32 | 12.32 | 12.63 | 6.81 | 375.49 | 1.64 | 39.26 |
| **PROF (metros)** | 3.293 | 3.205 | 1.353 | 2.164 | 0.815 | 3.043 | 3.782 |

| DATOS MEDIOS PARA CADA VARIABLE EN TODA LA COLUMNA DE AGUA | | | | | | | |
|---|---|---|---|---|---|---|---|
| CTD E11 - Punto 011 | Temp. (°C) | Conductividad (S/m) | Turbidez (FTU) | Oxígeno (mg/L) | PAR/Irradiancia (mols-1m-2) | Clorofila (mg/m3) | Salinidad (PSU) |
| 0 - 1m | 11.72 | 4.31 | 11.71 | 6.64 | 363.04 | 0.45 | 38.3 |
| 1 - 2m | 11.93 | 4.36 | 11.87 | 6.59 | 283.1 | 0.45 | 38.66 |
| 2 - 3m | 12.17 | 4.43 | 11.13 | 6.62 | 168.02 | 1.17 | 39.02 |
| 3 - 4m | 12.29 | 4.45 | 10.82 | 6.52 | 79.21 | 1.52 | 39.19 |

| OBSERVACIONES GENERALES |
|---|
| |

| DATOS DETALLADOS PARA CADA VARIABLE EN TODA LA COLUMNA DE AGUA | | | | | | | |
|---|---|---|---|---|---|---|---|
| Profundidad (m) | Temp. (°C) | Conductividad (S/m) | Turbidez (FTU) | Oxígeno (mg/L) | PAR/Irradiancia (mols-1m-2) | Clorofila (mg/m3) | Salinidad (PSU) |
| 0.815 | 11.72 | 4.31 | 11.86 | 6.64 | 375.49 | 0.45 | 38.31 |
| 0.881 | 11.72 | 4.31 | 11.37 | 6.64 | 361.57 | 0.44 | 38.31 |
| 0.95 | 11.72 | 4.31 | 11.9 | 6.63 | 352.06 | 0.45 | 38.3 |
| 1.029 | 11.72 | 4.31 | 11.56 | 6.62 | 350.51 | 0.44 | 38.3 |
| 1.113 | 11.72 | 4.31 | 11.86 | 6.62 | 334.71 | 0.43 | 38.37 |
| 1.187 | 11.74 | 4.33 | 12.36 | 6.6 | 319.62 | 0.46 | 38.54 |
| 1.241 | 11.8 | 4.35 | 12.28 | 6.59 | 312.01 | 0.44 | 38.65 |
| 1.27 | 11.87 | 4.35 | 12.24 | 6.58 | 313.53 | 0.4 | 38.56 |
| 1.293 | 11.91 | 4.36 | 12.51 | 6.57 | 311.0 | 0.46 | 38.65 |
| 1.353 | 11.95 | 4.37 | 12.63 | 6.56 | 300.65 | 0.36 | 38.71 |
| 1.449 | 11.99 | 4.38 | 12.21 | 6.56 | 285.31 | 0.45 | 38.8 |
| 1.539 | 12.02 | 4.39 | 11.37 | 6.57 | 269.44 | 0.42 | 38.78 |
| 1.607 | 12.04 | 4.39 | 11.67 | 6.58 | 256.52 | 0.42 | 38.76 |
| 1.654 | 12.05 | 4.39 | 11.83 | 6.58 | 249.19 | 0.45 | 38.76 |
| 1.692 | 12.05 | 4.39 | 11.86 | 6.59 | 245.64 | 0.46 | 38.75 |
| 1.728 | 12.05 | 4.39 | 11.48 | 6.59 | 241.85 | 0.52 | 38.76 |
| 1.787 | 12.05 | 4.39 | 11.37 | 6.59 | 235.54 | 0.53 | 38.76 |
| 1.883 | 12.05 | 4.39 | 10.87 | 6.59 | 221.0 | 0.54 | 38.76 |
| 2.007 | 12.04 | 4.39 | 10.64 | 6.59 | 206.97 | 0.67 | 38.8 |
| 2.107 | 12.03 | 4.39 | 10.34 | 6.68 | 200.5 | 0.73 | 38.84 |
| 2.138 | 12.04 | 4.4 | 10.72 | 6.8 | 208.12 | 0.81 | 38.89 |
| 2.164 | 12.05 | 4.4 | 11.44 | 6.81 | 202.04 | 0.91 | 38.84 |
| 2.263 | 12.05 | 4.4 | 11.14 | 6.8 | 190.53 | 0.98 | 38.9 |
| 2.374 | 12.06 | 4.42 | 10.3 | 6.77 | 181.82 | 0.97 | 39.03 |
| 2.453 | 12.1 | 4.43 | 10.57 | 6.73 | 176.83 | 1.03 | 39.12 |
| 2.485 | 12.15 | 4.43 | 11.06 | 6.66 | 178.31 | 1.04 | 39.09 |
| 2.488 | 12.19 | 4.43 | 10.91 | 6.6 | 177.12 | 1.11 | 39.06 |
| 2.518 | 12.21 | 4.43 | 11.48 | 6.56 | 169.29 | 1.18 | 39.03 |
| 2.597 | 12.22 | 4.44 | 11.6 | 6.54 | 159.1 | 1.33 | 39.07 |
| 2.682 | 12.23 | 4.44 | 10.95 | 6.53 | 150.8 | 1.29 | 39.1 |
| 2.744 | 12.25 | 4.44 | 11.22 | 6.53 | 148.86 | 1.37 | 39.1 |
| 2.765 | 12.26 | 4.44 | 12.47 | 6.52 | 148.27 | 1.56 | 39.09 |
| 2.783 | 12.27 | 4.44 | 11.64 | 6.52 | 143.3 | 1.51 | 39.08 |
| 2.839 | 12.28 | 4.44 | 11.67 | 6.52 | 134.27 | 1.52 | 39.09 |
| 2.921 | 12.28 | 4.45 | 11.29 | 6.51 | 127.0 | 1.6 | 39.12 |
| 2.995 | 12.29 | 4.45 | 10.95 | 6.51 | 121.22 | 1.52 | 39.13 |
| 3.043 | 12.3 | 4.45 | 11.37 | 6.52 | 118.56 | 1.64 | 39.13 |
| 3.065 | 12.31 | 4.45 | 11.67 | 6.51 | 117.08 | 1.63 | 39.13 |

| | | | | | | | |
|---|---|---|---|---|---|---|---|
| 3.088 | 12.31 | 4.45 | 11.6 | 6.51 | 113.16 | 1.55 | 39.13 |
| 3.133 | 12.31 | 4.45 | 11.86 | 6.51 | 107.14 | 1.53 | 39.14 |
| 3.205 | 12.31 | 4.46 | 11.6 | 6.51 | 98.51 | 1.48 | 39.16 |
| 3.293 | 12.32 | 4.46 | 10.83 | 6.51 | 92.49 | 1.57 | 39.17 |
| 3.358 | 12.32 | 4.46 | 10.64 | 6.52 | 88.98 | 1.54 | 39.17 |
| 3.393 | 12.32 | 4.46 | 10.64 | 6.53 | 86.82 | 1.52 | 39.17 |
| 3.405 | 12.32 | 4.46 | 11.06 | 6.53 | 85.23 | 1.52 | 39.17 |
| 3.425 | 12.32 | 4.46 | 11.33 | 6.54 | 81.82 | 1.56 | 39.17 |
| 3.466 | 12.32 | 4.46 | 11.1 | 6.53 | 77.29 | 1.6 | 39.17 |
| 3.532 | 12.32 | 4.46 | 10.91 | 6.54 | 71.31 | 1.47 | 39.16 |
| 3.623 | 12.29 | 4.45 | 10.91 | 6.54 | 64.42 | 1.49 | 39.18 |
| 3.725 | 12.26 | 4.45 | 10.18 | 6.54 | 58.6 | 1.47 | 39.21 |
| 3.782 | 12.22 | 4.46 | 10.26 | 6.53 | 58.01 | 1.57 | 39.26 |
| 3.794 | 12.22 | 4.45 | 10.76 | 6.51 | 54.12 | 1.47 | 39.26 |
| 3.882 | 12.22 | 4.45 | 10.07 | 6.49 | 38.47 | 1.39 | 39.26 |
| 3.963 | 12.22 | 4.45 | 9.38 | 6.55 | 46.82 | 1.46 | 39.26 |
| 3.986 | 12.21 | 4.46 | 9.38 | 6.53 | 46.18 | 1.42 | 39.26 |

**Nombre: CTD N04 - Punto 012** **Fecha: 06/04/2022** **Hora: 10:04:23**

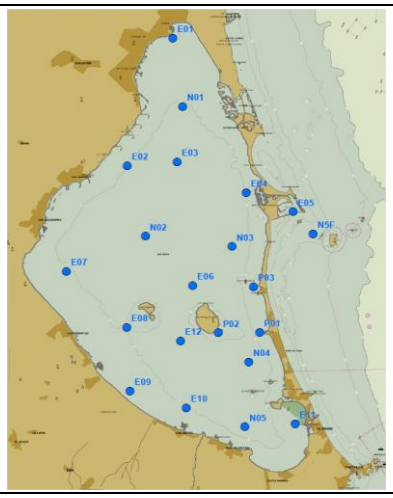


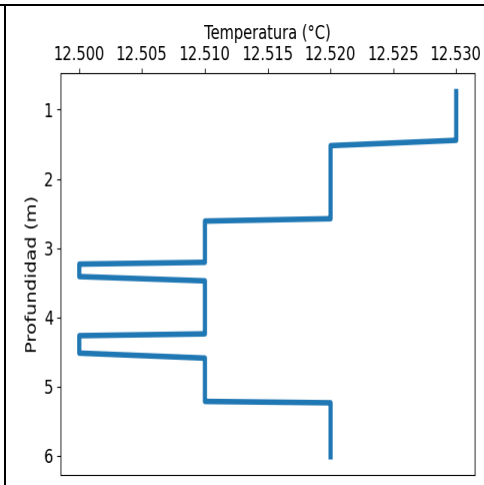


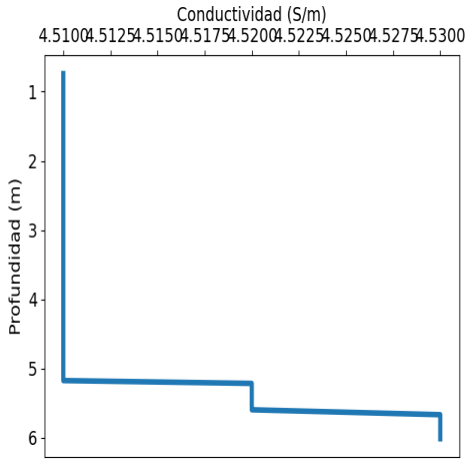


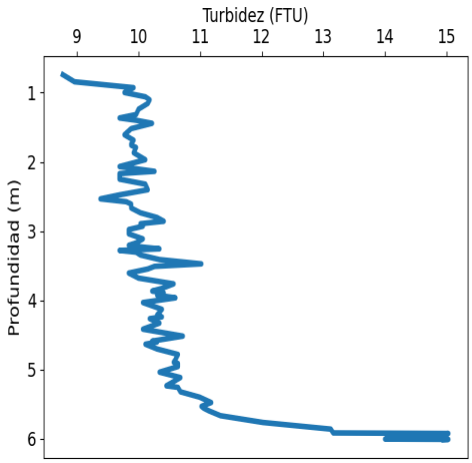


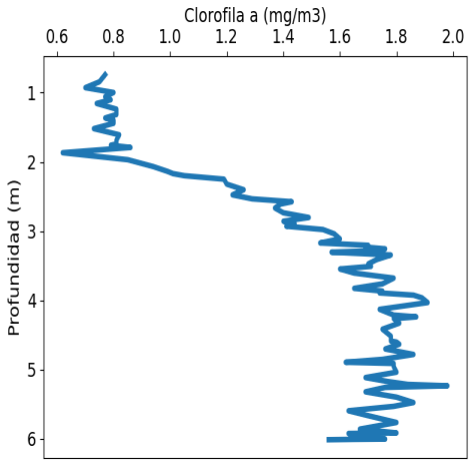


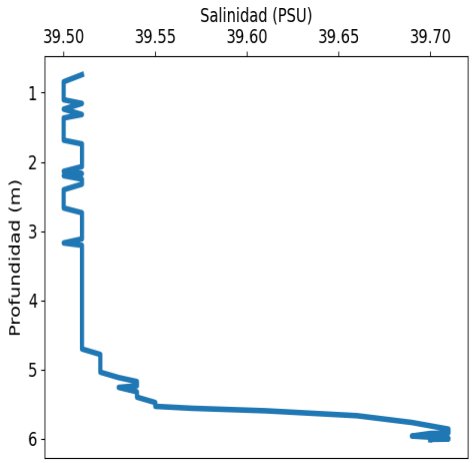


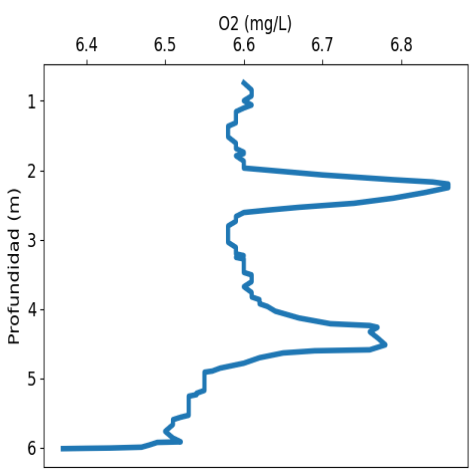


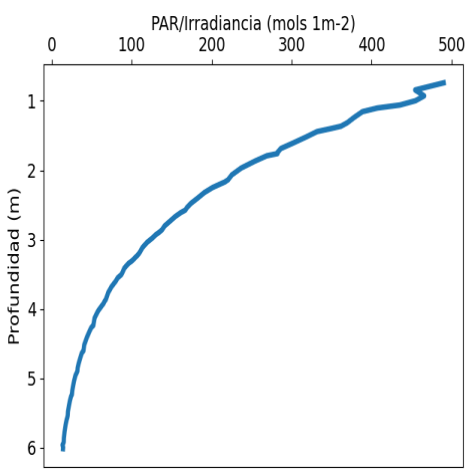

| VALORACIÓN PRELIMINAR DE DATOS: NIVELES MÍNIMOS Y MÁXIMOS PARA CADA VARIABLE | | | | | | | |
|---|---|---|---|---|---|---|---|
| | Temp. (°C) | Conductividad (S/m) | Turbidez (FTU) | Oxígeno (mg/l) | PAR/Irradiancia (mols-1m-2) | Clorofila ($mg/m^3$) | Salinidad (PSU) |
| **MÍNIMO** | 12.5 | 4.51 | 8.77 | 6.37 | 13.55 | 0.62 | 39.5 |
| **PROF (metros)** | 3.257 | 0.74 | 0.74 | 6.015 | 5.962 | 1.868 | 0.843 |
| **MÁXIMO** | 12.53 | 12.53 | 15.03 | 6.86 | 490.18 | 1.98 | 39.71 |
| **PROF (metros)** | 0.74 | 5.668 | 5.925 | 2.2 | 0.74 | 5.236 | 5.862 |

| DATOS MEDIOS PARA CADA VARIABLE EN TODA LA COLUMNA DE AGUA | | | | | | | |
|---|---|---|---|---|---|---|---|
| CTD N04 - Punto 012 | Temp. (°C) | Conductividad (S/m) | Turbidez (FTU) | Oxígeno (mg/L) | PAR/Irradiancia (mols-1m-2) | Clorofila (mg/m3) | Salinidad (PSU) |
| 0 - 1m | 12.53 | 4.51 | 9.36 | 6.61 | 466.33 | 0.75 | 39.5 |
| 1 - 2m | 12.52 | 4.51 | 9.97 | 6.59 | 328.36 | 0.79 | 39.5 |
| 2 - 3m | 12.51 | 4.51 | 9.92 | 6.69 | 171.8 | 1.28 | 39.51 |
| 3 - 4m | 12.51 | 4.51 | 10.19 | 6.6 | 88.92 | 1.7 | 39.51 |
| 4 - 5m | 12.51 | 4.51 | 10.38 | 6.67 | 41.81 | 1.79 | 39.51 |
| 5 - 6m | 12.52 | 4.52 | 11.76 | 6.52 | 20.33 | 1.75 | 39.6 |
| 6 - 7m | 12.52 | 4.53 | 14.66 | 6.4 | 14.26 | 1.66 | 39.7 |

| OBSERVACIONES GENERALES |
|---|
| |

| DATOS DETALLADOS PARA CADA VARIABLE EN TODA LA COLUMNA DE AGUA | | | | | | | |
|---|---|---|---|---|---|---|---|
| Profundidad (m) | Temp. (°C) | Conductividad (S/m) | Turbidez (FTU) | Oxígeno (mg/L) | PAR/Irradiancia (mols-1m-2) | Clorofila (mg/m3) | Salinidad (PSU) |
| 0.74 | 12.53 | 4.51 | 8.77 | 6.6 | 490.18 | 0.77 | 39.51 |
| 0.843 | 12.53 | 4.51 | 8.96 | 6.61 | 454.4 | 0.75 | 39.5 |
| 0.928 | 12.53 | 4.51 | 9.92 | 6.61 | 465.81 | 0.7 | 39.5 |
| 0.998 | 12.53 | 4.51 | 9.77 | 6.6 | 454.93 | 0.8 | 39.5 |
| 1.06 | 12.53 | 4.51 | 10.11 | 6.61 | 435.43 | 0.77 | 39.5 |
| 1.103 | 12.53 | 4.51 | 10.18 | 6.6 | 407.22 | 0.79 | 39.5 |
| 1.156 | 12.53 | 4.51 | 10.15 | 6.59 | 388.59 | 0.74 | 39.51 |
| 1.238 | 12.53 | 4.51 | 10.0 | 6.59 | 378.28 | 0.81 | 39.5 |
| 1.316 | 12.53 | 4.51 | 9.96 | 6.59 | 369.53 | 0.81 | 39.51 |
| 1.366 | 12.53 | 4.51 | 9.69 | 6.58 | 361.65 | 0.77 | 39.5 |
| 1.399 | 12.53 | 4.51 | 9.96 | 6.58 | 349.38 | 0.8 | 39.5 |
| 1.443 | 12.53 | 4.51 | 10.22 | 6.58 | 331.85 | 0.8 | 39.5 |
| 1.52 | 12.52 | 4.51 | 9.88 | 6.58 | 318.29 | 0.73 | 39.5 |
| 1.609 | 12.52 | 4.51 | 9.77 | 6.59 | 301.7 | 0.82 | 39.5 |
| 1.687 | 12.52 | 4.51 | 9.92 | 6.59 | 286.64 | 0.81 | 39.5 |
| 1.741 | 12.52 | 4.51 | 9.88 | 6.6 | 282.55 | 0.81 | 39.51 |
| 1.76 | 12.52 | 4.51 | 9.88 | 6.6 | 282.42 | 0.79 | 39.51 |
| 1.792 | 12.52 | 4.51 | 9.96 | 6.59 | 269.0 | 0.86 | 39.51 |
| 1.868 | 12.52 | 4.51 | 9.92 | 6.6 | 254.33 | 0.62 | 39.51 |
| 1.969 | 12.52 | 4.51 | 10.11 | 6.6 | 236.97 | 0.85 | 39.51 |
| 2.068 | 12.52 | 4.51 | 9.69 | 6.7 | 225.19 | 0.94 | 39.51 |
| 2.137 | 12.52 | 4.51 | 10.26 | 6.79 | 220.69 | 0.99 | 39.5 |
| 2.17 | 12.52 | 4.51 | 9.69 | 6.84 | 216.44 | 1.01 | 39.51 |
| 2.2 | 12.52 | 4.51 | 9.69 | 6.86 | 210.6 | 1.05 | 39.5 |
| 2.25 | 12.52 | 4.51 | 9.69 | 6.86 | 201.15 | 1.19 | 39.51 |
| 2.322 | 12.52 | 4.51 | 10.11 | 6.83 | 190.97 | 1.2 | 39.51 |
| 2.403 | 12.52 | 4.51 | 10.15 | 6.79 | 182.45 | 1.26 | 39.5 |
| 2.477 | 12.52 | 4.51 | 9.69 | 6.74 | 174.27 | 1.22 | 39.5 |
| 2.535 | 12.52 | 4.51 | 9.38 | 6.67 | 169.45 | 1.29 | 39.5 |
| 2.576 | 12.52 | 4.51 | 9.8 | 6.63 | 167.03 | 1.43 | 39.5 |
| 2.61 | 12.51 | 4.51 | 9.88 | 6.6 | 161.62 | 1.39 | 39.5 |
| 2.667 | 12.51 | 4.51 | 9.88 | 6.59 | 154.62 | 1.37 | 39.5 |
| 2.736 | 12.51 | 4.51 | 10.03 | 6.59 | 147.86 | 1.4 | 39.51 |
| 2.804 | 12.51 | 4.51 | 10.3 | 6.58 | 141.16 | 1.49 | 39.51 |
| 2.858 | 12.51 | 4.51 | 10.41 | 6.58 | 138.12 | 1.4 | 39.51 |

| 2.894 | 12.51 | 4.51 | 10.03 | 6.58 | 134.58 | 1.44 | 39.51 |
|---|---|---|---|---|---|---|---|
| 2.93 | 12.51 | 4.51 | 10.07 | 6.58 | 130.22 | 1.41 | 39.51 |
| 2.978 | 12.51 | 4.51 | 9.84 | 6.58 | 125.92 | 1.54 | 39.51 |
| 3.04 | 12.51 | 4.51 | 9.84 | 6.58 | 119.35 | 1.58 | 39.51 |
| 3.113 | 12.51 | 4.51 | 10.07 | 6.59 | 113.68 | 1.6 | 39.51 |
| 3.172 | 12.51 | 4.51 | 9.96 | 6.59 | 110.77 | 1.53 | 39.5 |
| 3.206 | 12.51 | 4.51 | 9.84 | 6.59 | 108.89 | 1.7 | 39.51 |
| 3.232 | 12.5 | 4.51 | 10.07 | 6.6 | 106.91 | 1.69 | 39.51 |
| 3.257 | 12.5 | 4.51 | 10.34 | 6.59 | 104.71 | 1.76 | 39.51 |
| 3.28 | 12.5 | 4.51 | 9.69 | 6.6 | 102.83 | 1.75 | 39.51 |
| 3.305 | 12.5 | 4.51 | 9.96 | 6.6 | 100.66 | 1.57 | 39.51 |
| 3.346 | 12.5 | 4.51 | 10.03 | 6.6 | 95.94 | 1.78 | 39.51 |
| 3.412 | 12.5 | 4.51 | 10.34 | 6.6 | 90.9 | 1.73 | 39.51 |
| 3.474 | 12.51 | 4.51 | 11.02 | 6.6 | 88.57 | 1.7 | 39.51 |
| 3.51 | 12.51 | 4.51 | 10.26 | 6.61 | 86.8 | 1.71 | 39.51 |
| 3.548 | 12.51 | 4.51 | 10.15 | 6.61 | 82.89 | 1.6 | 39.51 |
| 3.607 | 12.51 | 4.51 | 9.84 | 6.61 | 79.67 | 1.65 | 39.51 |
| 3.68 | 12.51 | 4.51 | 10.0 | 6.6 | 74.84 | 1.79 | 39.51 |
| 3.763 | 12.51 | 4.51 | 10.57 | 6.61 | 70.8 | 1.75 | 39.51 |
| 3.828 | 12.51 | 4.51 | 10.38 | 6.61 | 68.81 | 1.65 | 39.51 |
| 3.867 | 12.51 | 4.51 | 10.22 | 6.62 | 67.64 | 1.75 | 39.51 |
| 3.894 | 12.51 | 4.51 | 10.41 | 6.62 | 65.99 | 1.74 | 39.51 |
| 3.926 | 12.51 | 4.51 | 10.3 | 6.62 | 64.62 | 1.86 | 39.51 |
| 3.965 | 12.51 | 4.51 | 10.6 | 6.63 | 62.04 | 1.89 | 39.51 |
| 4.033 | 12.51 | 4.51 | 10.07 | 6.64 | 57.87 | 1.91 | 39.51 |
| 4.131 | 12.51 | 4.51 | 10.38 | 6.67 | 53.68 | 1.74 | 39.51 |
| 4.214 | 12.51 | 4.51 | 10.3 | 6.71 | 52.47 | 1.79 | 39.51 |
| 4.24 | 12.51 | 4.51 | 10.38 | 6.76 | 52.11 | 1.87 | 39.51 |
| 4.266 | 12.5 | 4.51 | 10.18 | 6.77 | 49.69 | 1.79 | 39.51 |
| 4.33 | 12.5 | 4.51 | 10.34 | 6.76 | 47.04 | 1.81 | 39.51 |
| 4.418 | 12.5 | 4.51 | 10.07 | 6.77 | 43.81 | 1.75 | 39.51 |
| 4.518 | 12.5 | 4.51 | 10.72 | 6.78 | 40.75 | 1.78 | 39.51 |
| 4.59 | 12.51 | 4.51 | 10.22 | 6.76 | 39.95 | 1.78 | 39.51 |
| 4.604 | 12.51 | 4.51 | 10.3 | 6.69 | 39.82 | 1.8 | 39.51 |
| 4.635 | 12.51 | 4.51 | 10.11 | 6.65 | 37.72 | 1.81 | 39.51 |
| 4.704 | 12.51 | 4.51 | 10.3 | 6.62 | 35.84 | 1.76 | 39.51 |
| 4.783 | 12.51 | 4.51 | 10.64 | 6.6 | 33.86 | 1.86 | 39.52 |
| 4.854 | 12.51 | 4.51 | 10.6 | 6.57 | 32.44 | 1.75 | 39.52 |
| 4.896 | 12.51 | 4.51 | 10.57 | 6.56 | 32.27 | 1.62 | 39.52 |
| 4.913 | 12.51 | 4.51 | 10.64 | 6.55 | 31.61 | 1.79 | 39.52 |
| 4.958 | 12.51 | 4.51 | 10.64 | 6.55 | 29.79 | 1.79 | 39.52 |
| 5.039 | 12.51 | 4.51 | 10.34 | 6.55 | 28.01 | 1.8 | 39.52 |
| 5.117 | 12.51 | 4.51 | 10.68 | 6.55 | 26.71 | 1.69 | 39.53 |
| 5.175 | 12.51 | 4.51 | 10.57 | 6.55 | 25.85 | 1.77 | 39.54 |
| 5.216 | 12.51 | 4.52 | 10.49 | 6.54 | 25.51 | 1.84 | 39.54 |
| 5.236 | 12.52 | 4.52 | 10.45 | 6.54 | 25.35 | 1.98 | 39.54 |
| 5.259 | 12.52 | 4.52 | 10.64 | 6.53 | 24.27 | 1.76 | 39.53 |
| 5.323 | 12.52 | 4.52 | 10.68 | 6.53 | 22.85 | 1.69 | 39.54 |
| 5.4 | 12.52 | 4.52 | 10.99 | 6.53 | 21.58 | 1.8 | 39.54 |
| 5.478 | 12.52 | 4.52 | 11.18 | 6.53 | 20.4 | 1.86 | 39.55 |
| 5.533 | 12.52 | 4.52 | 11.02 | 6.53 | 20.13 | 1.79 | 39.55 |
| 5.561 | 12.52 | 4.52 | 11.06 | 6.52 | 19.69 | 1.72 | 39.57 |
| 5.597 | 12.52 | 4.52 | 11.14 | 6.51 | 18.78 | 1.63 | 39.61 |
| 5.668 | 12.52 | 4.53 | 11.33 | 6.51 | 17.52 | 1.7 | 39.66 |
| 5.766 | 12.52 | 4.53 | 12.02 | 6.5 | 16.23 | 1.8 | 39.69 |
| 5.862 | 12.52 | 4.53 | 13.12 | 6.51 | 15.3 | 1.67 | 39.71 |
| 5.917 | 12.52 | 4.53 | 13.16 | 6.52 | 15.11 | 1.8 | 39.71 |
| 5.925 | 12.52 | 4.53 | 15.03 | 6.49 | 15.02 | 1.63 | 39.7 |

| | | | | | | | |
|---|---|---|---|---|---|---|---|
| 5.962 | 12.52 | 4.53 | 14.65 | 6.48 | 13.55 | 1.65 | 39.69 |
| 5.994 | 12.52 | 4.53 | 14.92 | 6.47 | 14.38 | 1.68 | 39.71 |
| 6.006 | 12.52 | 4.53 | 14.0 | 6.43 | 14.34 | 1.76 | 39.71 |
| 6.01 | 12.52 | 4.53 | 15.03 | 6.4 | 14.24 | 1.65 | 39.7 |
| 6.015 | 12.52 | 4.53 | 14.95 | 6.37 | 14.21 | 1.56 | 39.7 |

**Nombre: CTD P01 - Punto 013** **Fecha: 06/04/2022** **Hora: 10:04:08**

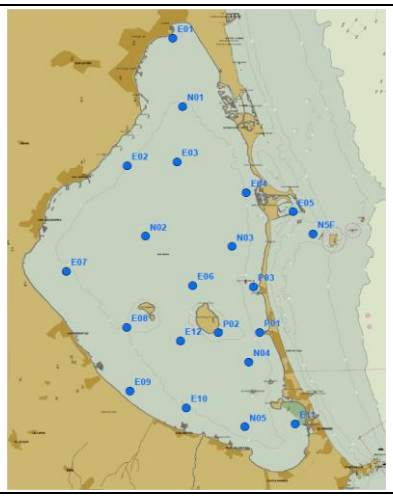


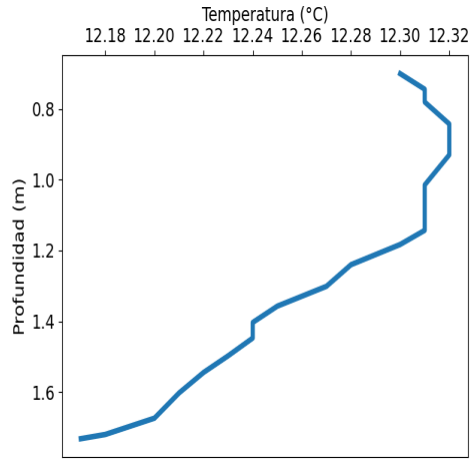


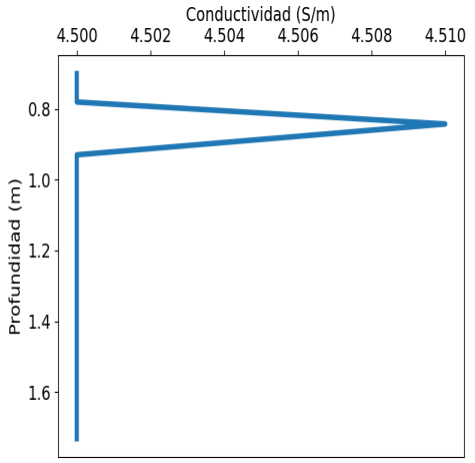


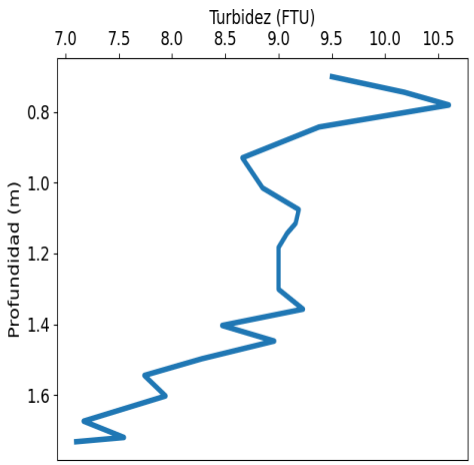


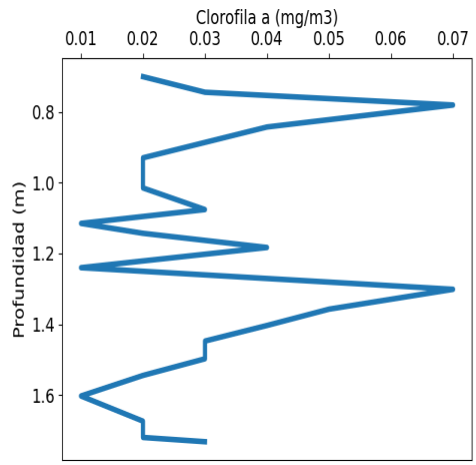


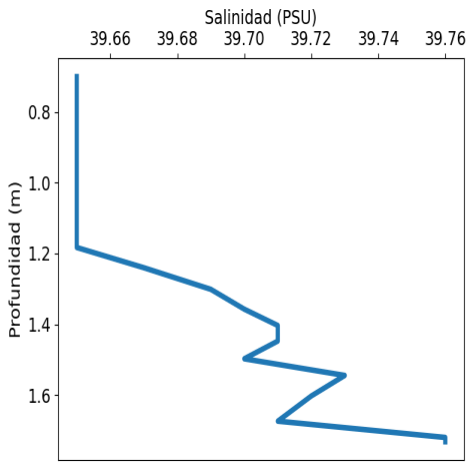


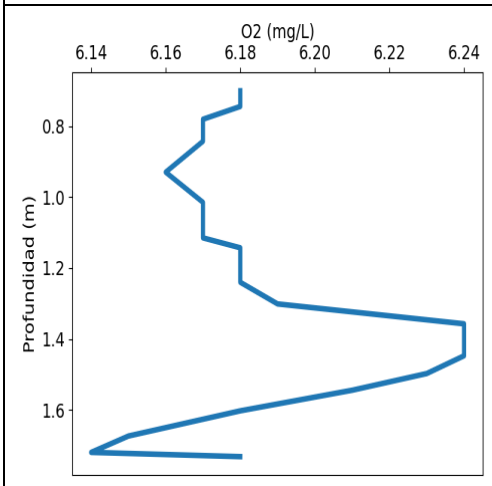


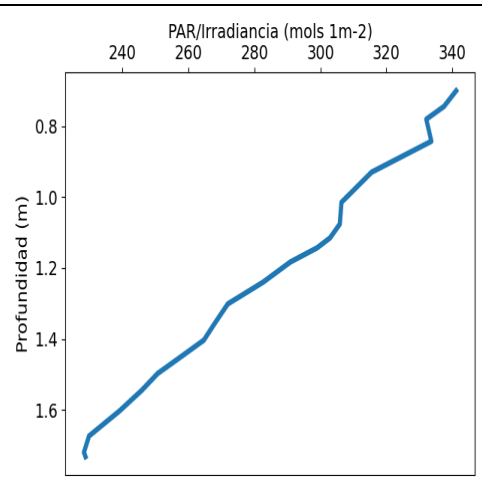

| VALORACIÓN PRELIMINAR DE DATOS: NIVELES MÍNIMOS Y MÁXIMOS PARA CADA VARIABLE | | | | | | | |
|---|---|---|---|---|---|---|---|
| | Temp. (°C) | Conductividad (S/m) | Turbidez (FTU) | Oxígeno (mg/l) | PAR/Irradiancia (mols-1m-2) | Clorofila ($mg/m^3$) | Salinidad (PSU) |
| **MÍNIMO** | 12.17 | 4.5 | 7.1 | 6.14 | 228.29 | 0.01 | 39.65 |
| **PROF (metros)** | 1.731 | 0.701 | 1.731 | 1.719 | 1.719 | 1.115 | 0.701 |
| **MÁXIMO** | 12.32 | 12.32 | 10.61 | 6.24 | 341.21 | 0.07 | 39.76 |
| **PROF (metros)** | 0.843 | 0.843 | 0.781 | 1.357 | 0.701 | 0.781 | 1.719 |

| DATOS MEDIOS PARA CADA VARIABLE EN TODA LA COLUMNA DE AGUA | | | | | | | |
|---|---|---|---|---|---|---|---|
| CTD P01 - Punto 013 | Temp. (°C) | Conductividad (S/m) | Turbidez (FTU) | Oxígeno (mg/L) | PAR/Irradiancia (mols-1m-2) | Clorofila (mg/m3) | Salinidad (PSU) |
| 0 - 1m | 12.31 | 4.5 | 9.67 | 6.17 | 332.03 | 0.04 | 39.65 |
| 1 - 2m | 12.25 | 4.5 | 8.48 | 6.19 | 267.06 | 0.03 | 39.69 |

| OBSERVACIONES GENERALES |
|---|
| |

| DATOS DETALLADOS PARA CADA VARIABLE EN TODA LA COLUMNA DE AGUA | | | | | | | |
|---|---|---|---|---|---|---|---|
| Profundidad (m) | Temp. (°C) | Conductividad (S/m) | Turbidez (FTU) | Oxígeno (mg/L) | PAR/Irradiancia (mols-1m-2) | Clorofila (mg/m3) | Salinidad (PSU) |
| 0.701 | 12.3 | 4.5 | 9.5 | 6.18 | 341.21 | 0.02 | 39.65 |
| 0.745 | 12.31 | 4.5 | 10.18 | 6.18 | 337.52 | 0.03 | 39.65 |
| 0.781 | 12.31 | 4.5 | 10.6 | 6.17 | 332.16 | 0.07 | 39.65 |
| 0.843 | 12.32 | 4.51 | 9.38 | 6.17 | 333.7 | 0.04 | 39.65 |
| 0.93 | 12.32 | 4.5 | 8.66 | 6.16 | 315.58 | 0.02 | 39.65 |
| 1.015 | 12.31 | 4.5 | 8.85 | 6.17 | 306.42 | 0.02 | 39.65 |
| 1.076 | 12.31 | 4.5 | 9.19 | 6.17 | 305.93 | 0.03 | 39.65 |
| 1.115 | 12.31 | 4.5 | 9.16 | 6.17 | 302.96 | 0.01 | 39.65 |
| 1.143 | 12.31 | 4.5 | 9.08 | 6.18 | 299.05 | 0.02 | 39.65 |
| 1.183 | 12.3 | 4.5 | 9.0 | 6.18 | 290.92 | 0.04 | 39.65 |
| 1.24 | 12.28 | 4.5 | 9.0 | 6.18 | 282.61 | 0.01 | 39.67 |
| 1.301 | 12.27 | 4.5 | 9.0 | 6.19 | 271.94 | 0.07 | 39.69 |
| 1.357 | 12.25 | 4.5 | 9.23 | 6.24 | 267.88 | 0.05 | 39.7 |
| 1.403 | 12.24 | 4.5 | 8.47 | 6.24 | 264.67 | 0.04 | 39.71 |
| 1.447 | 12.24 | 4.5 | 8.96 | 6.24 | 258.13 | 0.03 | 39.71 |
| 1.497 | 12.23 | 4.5 | 8.28 | 6.23 | 250.64 | 0.03 | 39.7 |
| 1.544 | 12.22 | 4.5 | 7.74 | 6.21 | 245.86 | 0.02 | 39.73 |
| 1.602 | 12.21 | 4.5 | 7.94 | 6.18 | 239.12 | 0.01 | 39.72 |
| 1.673 | 12.2 | 4.5 | 7.17 | 6.15 | 229.83 | 0.02 | 39.71 |
| 1.719 | 12.18 | 4.5 | 7.55 | 6.14 | 228.29 | 0.02 | 39.76 |
| 1.731 | 12.17 | 4.5 | 7.1 | 6.18 | 228.76 | 0.03 | 39.76 |

**Nombre: CTD P02 - Punto 014** **Fecha: 06/04/2022** **Hora: 10:04:45**

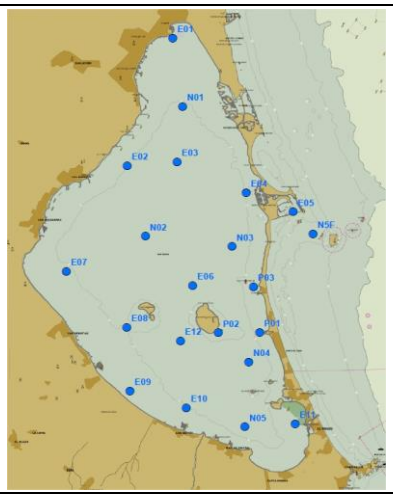


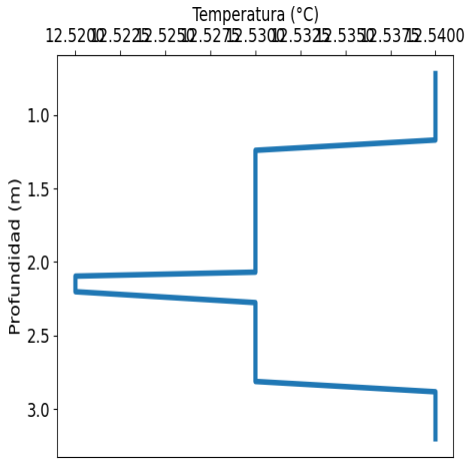


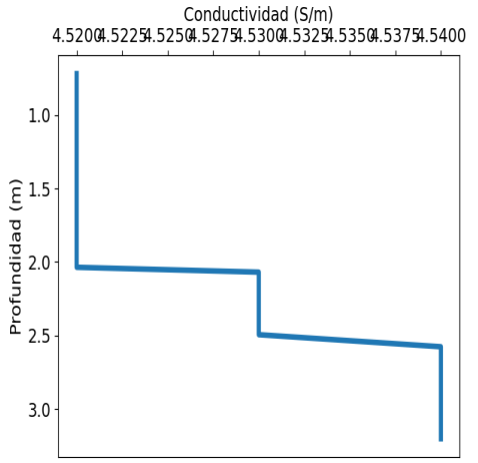


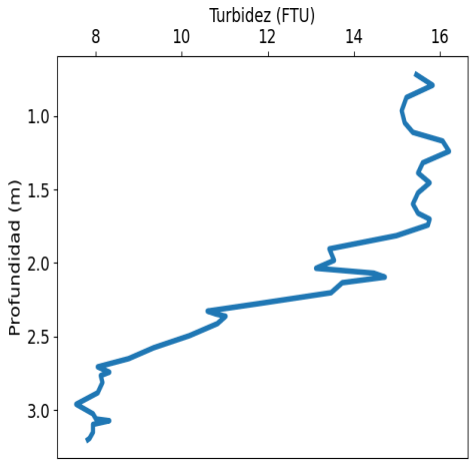


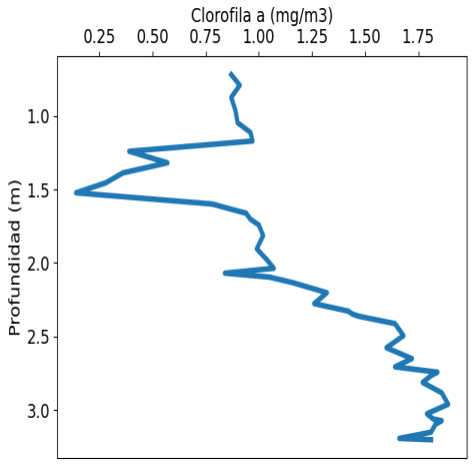


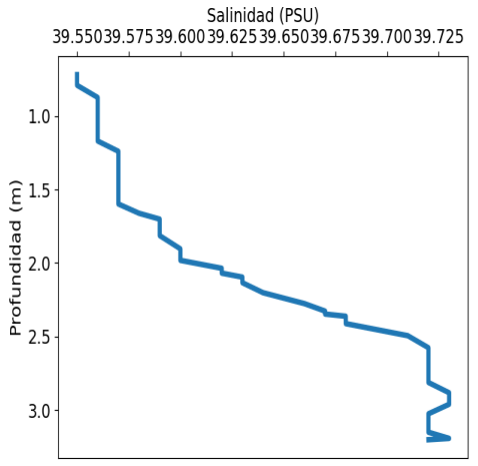


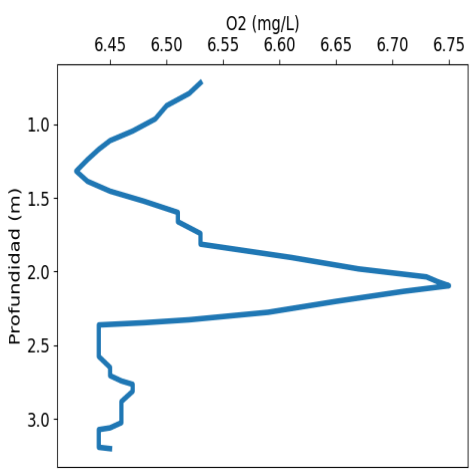


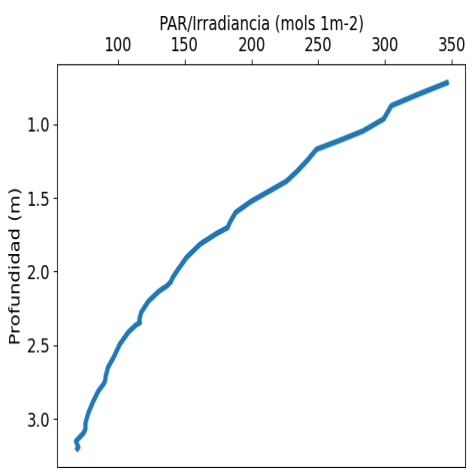

| VALORACIÓN PRELIMINAR DE DATOS: NIVELES MÍNIMOS Y MÁXIMOS PARA CADA VARIABLE | | | | | | | |
|---|---|---|---|---|---|---|---|
| | Temp. (°C) | Conductividad (S/m) | Turbidez (FTU) | Oxígeno (mg/l) | PAR/Irradiancia (mols-1m-2) | Clorofila ($mg/m^3$) | Salinidad (PSU) |
| **MÍNIMO** | 12.52 | 4.52 | 7.55 | 6.42 | 68.4 | 0.14 | 39.55 |
| **PROF (metros)** | 2.134 | 0.72 | 2.96 | 1.319 | 3.15 | 1.523 | 0.72 |
| **MÁXIMO** | 12.54 | 12.54 | 16.21 | 6.75 | 346.39 | 1.89 | 39.73 |
| **PROF (metros)** | 0.72 | 2.576 | 1.241 | 2.096 | 0.72 | 2.96 | 2.882 |

| DATOS MEDIOS PARA CADA VARIABLE EN TODA LA COLUMNA DE AGUA | | | | | | | |
|---|---|---|---|---|---|---|---|
| CTD P02 - Punto 014 | Temp. (°C) | Conductividad (S/m) | Turbidez (FTU) | Oxígeno (mg/L) | PAR/Irradiancia (mols-1m-2) | Clorofila (mg/m3) | Salinidad (PSU) |
| 0 - 1m | 12.54 | 4.52 | 15.4 | 6.51 | 319.24 | 0.88 | 39.55 |
| 1 - 2m | 12.53 | 4.52 | 15.3 | 6.5 | 206.65 | 0.75 | 39.58 |
| 2 - 3m | 12.53 | 4.53 | 10.58 | 6.53 | 107.67 | 1.5 | 39.68 |
| 3 - 4m | 12.54 | 4.54 | 7.97 | 6.45 | 72.63 | 1.8 | 39.72 |

| OBSERVACIONES GENERALES |
|---|
| |

| DATOS DETALLADOS PARA CADA VARIABLE EN TODA LA COLUMNA DE AGUA | | | | | | | |
|---|---|---|---|---|---|---|---|
| Profundidad (m) | Temp. (°C) | Conductividad (S/m) | Turbidez (FTU) | Oxígeno (mg/L) | PAR/Irradiancia (mols-1m-2) | Clorofila (mg/m3) | Salinidad (PSU) |
| 0.72 | 12.54 | 4.52 | 15.45 | 6.53 | 346.39 | 0.87 | 39.55 |
| 0.792 | 12.54 | 4.52 | 15.83 | 6.52 | 326.59 | 0.91 | 39.55 |
| 0.875 | 12.54 | 4.52 | 15.22 | 6.5 | 304.86 | 0.87 | 39.56 |
| 0.965 | 12.54 | 4.52 | 15.11 | 6.49 | 299.12 | 0.89 | 39.56 |
| 1.047 | 12.54 | 4.52 | 15.18 | 6.47 | 283.53 | 0.9 | 39.56 |
| 1.112 | 12.54 | 4.52 | 15.37 | 6.45 | 265.71 | 0.96 | 39.56 |
| 1.171 | 12.54 | 4.52 | 16.06 | 6.44 | 248.67 | 0.97 | 39.56 |
| 1.241 | 12.53 | 4.52 | 16.21 | 6.43 | 242.3 | 0.39 | 39.57 |
| 1.319 | 12.53 | 4.52 | 15.6 | 6.42 | 234.29 | 0.57 | 39.57 |
| 1.388 | 12.53 | 4.52 | 15.49 | 6.43 | 226.13 | 0.36 | 39.57 |
| 1.455 | 12.53 | 4.52 | 15.76 | 6.45 | 213.15 | 0.28 | 39.57 |
| 1.523 | 12.53 | 4.52 | 15.49 | 6.48 | 199.9 | 0.14 | 39.57 |
| 1.599 | 12.53 | 4.52 | 15.37 | 6.51 | 188.08 | 0.78 | 39.57 |
| 1.662 | 12.53 | 4.52 | 15.49 | 6.51 | 184.06 | 0.94 | 39.58 |
| 1.702 | 12.53 | 4.52 | 15.76 | 6.52 | 182.07 | 0.96 | 39.59 |
| 1.742 | 12.53 | 4.52 | 15.72 | 6.53 | 173.82 | 1.0 | 39.59 |
| 1.814 | 12.53 | 4.52 | 14.99 | 6.53 | 161.51 | 1.02 | 39.59 |
| 1.904 | 12.53 | 4.52 | 13.43 | 6.61 | 151.33 | 0.99 | 39.6 |
| 1.982 | 12.53 | 4.52 | 13.54 | 6.67 | 145.21 | 1.04 | 39.6 |
| 2.036 | 12.53 | 4.52 | 13.12 | 6.73 | 141.19 | 1.07 | 39.62 |
| 2.069 | 12.53 | 4.53 | 14.46 | 6.74 | 139.54 | 0.84 | 39.62 |
| 2.096 | 12.52 | 4.53 | 14.72 | 6.75 | 136.78 | 1.05 | 39.63 |
| 2.134 | 12.52 | 4.53 | 13.73 | 6.71 | 130.53 | 1.16 | 39.63 |
| 2.202 | 12.52 | 4.53 | 13.47 | 6.65 | 122.69 | 1.32 | 39.64 |
| 2.276 | 12.53 | 4.53 | 11.79 | 6.59 | 117.33 | 1.26 | 39.66 |
| 2.327 | 12.53 | 4.53 | 10.6 | 6.52 | 115.84 | 1.42 | 39.67 |
| 2.347 | 12.53 | 4.53 | 10.8 | 6.48 | 116.4 | 1.44 | 39.67 |
| 2.362 | 12.53 | 4.53 | 11.02 | 6.44 | 113.42 | 1.47 | 39.68 |
| 2.412 | 12.53 | 4.53 | 10.83 | 6.44 | 107.61 | 1.64 | 39.68 |
| 2.494 | 12.53 | 4.53 | 10.18 | 6.44 | 101.17 | 1.68 | 39.71 |
| 2.576 | 12.53 | 4.54 | 9.35 | 6.44 | 96.95 | 1.6 | 39.72 |
| 2.65 | 12.53 | 4.54 | 8.77 | 6.45 | 92.41 | 1.72 | 39.72 |
| 2.706 | 12.53 | 4.54 | 8.05 | 6.45 | 90.75 | 1.64 | 39.72 |
| 2.742 | 12.53 | 4.54 | 8.32 | 6.46 | 90.27 | 1.84 | 39.72 |
| 2.765 | 12.53 | 4.54 | 8.12 | 6.47 | 88.92 | 1.81 | 39.72 |
| 2.812 | 12.53 | 4.54 | 8.16 | 6.47 | 85.07 | 1.77 | 39.72 |
| 2.882 | 12.54 | 4.54 | 8.05 | 6.46 | 81.24 | 1.86 | 39.73 |
| 2.96 | 12.54 | 4.54 | 7.55 | 6.46 | 77.65 | 1.89 | 39.73 |

| | | | | | | | |
|---|---|---|---|---|---|---|---|
| 3.025 | 12.54 | 4.54 | 7.94 | 6.46 | 75.53 | 1.79 | 39.72 |
| 3.06 | 12.54 | 4.54 | 8.01 | 6.45 | 75.5 | 1.82 | 39.72 |
| 3.072 | 12.54 | 4.54 | 8.32 | 6.44 | 75.39 | 1.86 | 39.72 |
| 3.097 | 12.54 | 4.54 | 7.94 | 6.44 | 73.91 | 1.83 | 39.72 |
| 3.15 | 12.54 | 4.54 | 7.94 | 6.44 | 68.4 | 1.81 | 39.72 |
| 3.192 | 12.54 | 4.54 | 7.86 | 6.44 | 70.2 | 1.66 | 39.73 |
| 3.201 | 12.54 | 4.54 | 7.82 | 6.45 | 69.5 | 1.81 | 39.72 |

**Nombre: CTD E12 - Punto 015** **Fecha: 06/04/2022** **Hora: 10:04:40**

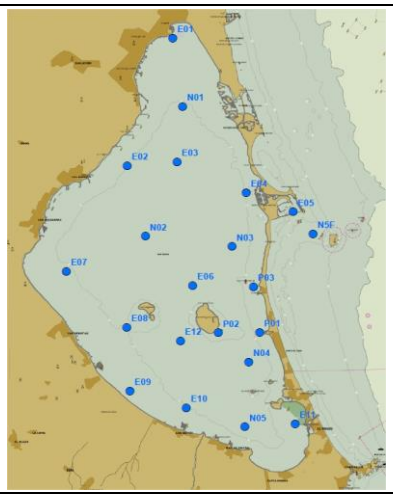


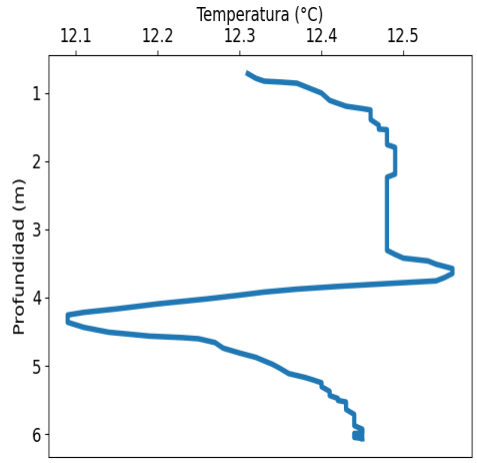


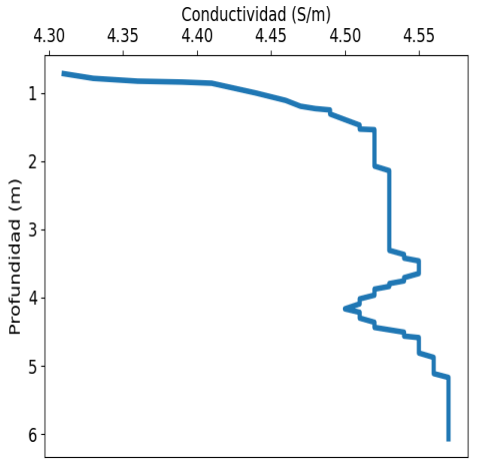


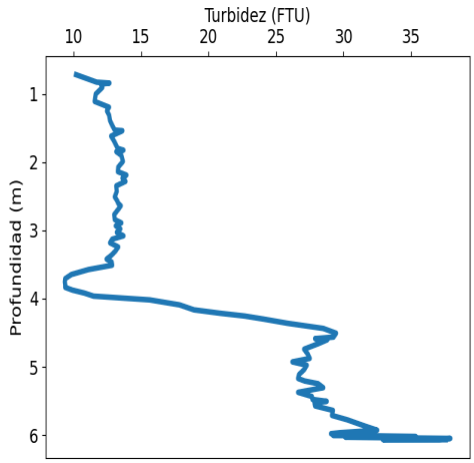


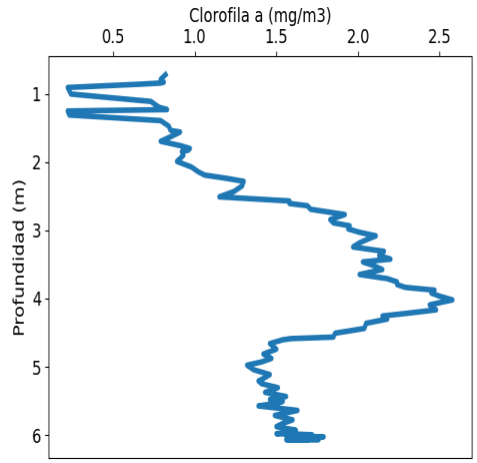


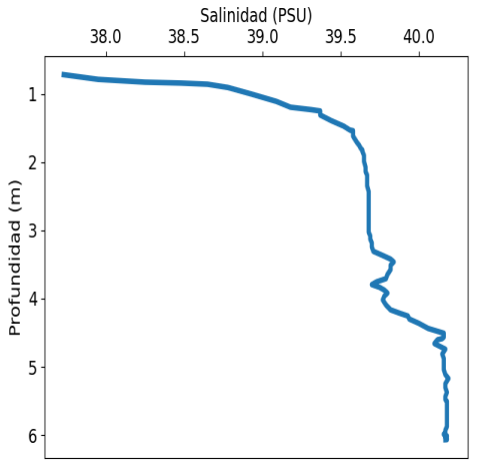


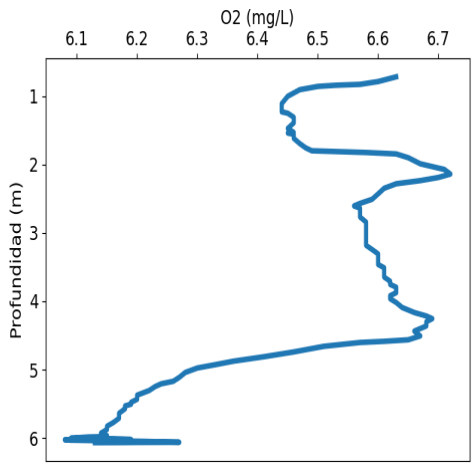


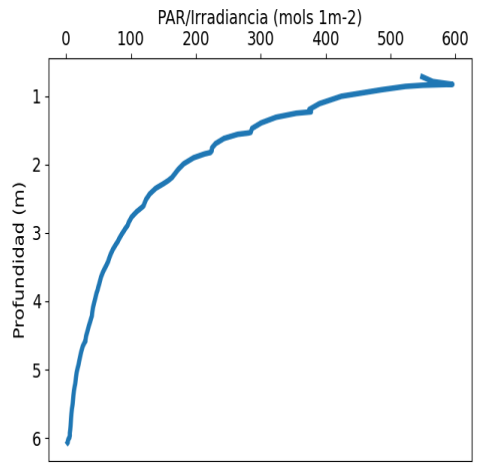

| VALORACIÓN PRELIMINAR DE DATOS: NIVELES MÍNIMOS Y MÁXIMOS PARA CADA VARIABLE | | | | | | | |
|---|---|---|---|---|---|---|---|
| | Temp. (°C) | Conductividad (S/m) | Turbidez (FTU) | Oxígeno (mg/l) | PAR/Irradiancia (mols-1m-2) | Clorofila ($mg/m^3$) | Salinidad (PSU) |
| **MÍNIMO** | 12.09 | 4.31 | 9.35 | 6.08 | 2.42 | 0.22 | 37.73 |
| **PROF (metros)** | 4.255 | 0.72 | 3.755 | 6.025 | 6.067 | 0.908 | 0.72 |
| **MÁXIMO** | 12.56 | 12.56 | 37.92 | 6.72 | 595.54 | 2.58 | 40.19 |
| **PROF (metros)** | 3.575 | 5.17 | 6.048 | 2.141 | 0.83 | 4.019 | 5.17 |

| DATOS MEDIOS PARA CADA VARIABLE EN TODA LA COLUMNA DE AGUA | | | | | | | |
|---|---|---|---|---|---|---|---|
| CTD E12 - Punto 015 | Temp. (°C) | Conductividad (S/m) | Turbidez (FTU) | Oxígeno (mg/L) | PAR/Irradiancia (mols-1m-2) | Clorofila (mg/m3) | Salinidad (PSU) |
| 0 - 1m | 12.34 | 4.37 | 11.64 | 6.55 | 544.86 | 0.68 | 38.31 |
| 1 - 2m | 12.47 | 4.5 | 12.92 | 6.49 | 284.18 | 0.76 | 39.47 |
| 2 - 3m | 12.48 | 4.53 | 13.35 | 6.61 | 125.75 | 1.49 | 39.68 |
| 3 - 4m | 12.48 | 4.53 | 11.6 | 6.61 | 61.42 | 2.17 | 39.76 |
| 4 - 5m | 12.21 | 4.53 | 25.19 | 6.57 | 30.83 | 1.87 | 40.04 |
| 5 - 6m | 12.42 | 4.57 | 29.07 | 6.18 | 9.18 | 1.52 | 40.17 |
| 6 - 7m | 12.44 | 4.57 | 33.62 | 6.16 | 3.07 | 1.66 | 40.18 |

| OBSERVACIONES GENERALES |
|---|
| CLOROFILA elevada en la(s) columna(s) de agua 3 - 4m con los valores 2.17 respectivamente |

| DATOS DETALLADOS PARA CADA VARIABLE EN TODA LA COLUMNA DE AGUA | | | | | | | |
|---|---|---|---|---|---|---|---|
| Profundidad (m) | Temp. (°C) | Conductividad (S/m) | Turbidez (FTU) | Oxígeno (mg/L) | PAR/Irradiancia (mols-1m-2) | Clorofila (mg/m3) | Salinidad (PSU) |
| 0.72 | 12.31 | 4.31 | 10.18 | 6.63 | 549.01 | 0.82 | 37.73 |
| 0.789 | 12.32 | 4.33 | 11.14 | 6.6 | 565.15 | 0.79 | 37.95 |
| 0.83 | 12.33 | 4.36 | 11.71 | 6.57 | 595.54 | 0.81 | 38.25 |
| 0.843 | 12.35 | 4.39 | 12.66 | 6.53 | 549.52 | 0.79 | 38.48 |
| 0.86 | 12.37 | 4.41 | 12.02 | 6.5 | 523.05 | 0.66 | 38.65 |
| 0.908 | 12.38 | 4.42 | 12.13 | 6.47 | 486.9 | 0.22 | 38.78 |
| 1.004 | 12.4 | 4.44 | 11.64 | 6.45 | 424.37 | 0.24 | 38.93 |
| 1.112 | 12.41 | 4.46 | 11.56 | 6.44 | 390.49 | 0.73 | 39.09 |
| 1.197 | 12.43 | 4.47 | 12.63 | 6.44 | 374.79 | 0.78 | 39.18 |
| 1.232 | 12.45 | 4.48 | 12.51 | 6.44 | 377.58 | 0.83 | 39.31 |
| 1.252 | 12.46 | 4.49 | 12.47 | 6.45 | 354.76 | 0.22 | 39.37 |
| 1.311 | 12.46 | 4.49 | 12.63 | 6.46 | 323.57 | 0.23 | 39.37 |
| 1.393 | 12.46 | 4.5 | 12.7 | 6.46 | 300.72 | 0.79 | 39.44 |
| 1.474 | 12.47 | 4.51 | 12.89 | 6.45 | 286.57 | 0.84 | 39.52 |
| 1.532 | 12.47 | 4.51 | 13.05 | 6.46 | 284.52 | 0.85 | 39.56 |
| 1.541 | 12.48 | 4.52 | 13.62 | 6.45 | 280.72 | 0.86 | 39.58 |
| 1.56 | 12.48 | 4.52 | 13.43 | 6.46 | 264.49 | 0.91 | 39.58 |
| 1.62 | 12.48 | 4.52 | 12.78 | 6.46 | 243.43 | 0.86 | 39.58 |
| 1.696 | 12.48 | 4.52 | 13.01 | 6.47 | 230.36 | 0.79 | 39.6 |
| 1.759 | 12.48 | 4.52 | 13.16 | 6.48 | 224.82 | 0.91 | 39.62 |
| 1.801 | 12.49 | 4.52 | 13.28 | 6.49 | 224.51 | 0.97 | 39.63 |
| 1.826 | 12.49 | 4.52 | 13.7 | 6.58 | 222.49 | 0.96 | 39.64 |
| 1.847 | 12.49 | 4.52 | 13.16 | 6.63 | 213.3 | 0.92 | 39.64 |
| 1.902 | 12.49 | 4.52 | 13.54 | 6.65 | 196.68 | 0.93 | 39.65 |
| 1.991 | 12.49 | 4.52 | 13.66 | 6.67 | 181.27 | 0.89 | 39.65 |
| 2.074 | 12.49 | 4.52 | 13.31 | 6.71 | 172.74 | 0.98 | 39.66 |
| 2.141 | 12.49 | 4.53 | 13.28 | 6.72 | 167.3 | 1.02 | 39.66 |
| 2.191 | 12.49 | 4.53 | 13.92 | 6.7 | 163.24 | 1.06 | 39.67 |
| 2.237 | 12.48 | 4.53 | 13.62 | 6.67 | 157.3 | 1.19 | 39.67 |
| 2.283 | 12.48 | 4.53 | 13.85 | 6.63 | 149.86 | 1.3 | 39.67 |
| 2.349 | 12.48 | 4.53 | 13.16 | 6.61 | 138.15 | 1.29 | 39.67 |
| 2.431 | 12.48 | 4.53 | 13.2 | 6.6 | 128.99 | 1.24 | 39.68 |
| 2.51 | 12.48 | 4.53 | 13.05 | 6.59 | 123.35 | 1.15 | 39.68 |
| 2.57 | 12.48 | 4.53 | 13.24 | 6.57 | 120.72 | 1.58 | 39.68 |

| 2.607 | 12.48 | 4.53 | 13.31 | 6.56 | 119.35 | 1.58 | 39.68 |
|---|---|---|---|---|---|---|---|
| 2.64 | 12.48 | 4.53 | 13.5 | 6.57 | 115.3 | 1.69 | 39.68 |
| 2.692 | 12.48 | 4.53 | 13.31 | 6.57 | 108.64 | 1.71 | 39.68 |
| 2.769 | 12.48 | 4.53 | 13.01 | 6.57 | 101.06 | 1.92 | 39.68 |
| 2.843 | 12.48 | 4.53 | 13.05 | 6.58 | 96.73 | 1.83 | 39.68 |
| 2.891 | 12.48 | 4.53 | 13.54 | 6.58 | 94.84 | 1.85 | 39.68 |
| 2.934 | 12.48 | 4.53 | 13.12 | 6.58 | 91.58 | 1.95 | 39.68 |
| 2.979 | 12.48 | 4.53 | 13.47 | 6.58 | 88.55 | 1.94 | 39.68 |
| 3.029 | 12.48 | 4.53 | 13.2 | 6.58 | 85.21 | 2.01 | 39.68 |
| 3.081 | 12.48 | 4.53 | 13.7 | 6.58 | 82.09 | 2.11 | 39.69 |
| 3.13 | 12.48 | 4.53 | 12.86 | 6.58 | 79.47 | 2.06 | 39.69 |
| 3.183 | 12.48 | 4.53 | 12.7 | 6.58 | 75.85 | 2.01 | 39.7 |
| 3.244 | 12.48 | 4.53 | 13.31 | 6.59 | 72.04 | 1.97 | 39.7 |
| 3.308 | 12.48 | 4.53 | 13.08 | 6.6 | 68.92 | 2.16 | 39.71 |
| 3.369 | 12.49 | 4.54 | 12.78 | 6.6 | 66.48 | 2.13 | 39.77 |
| 3.422 | 12.5 | 4.54 | 12.44 | 6.6 | 64.68 | 2.2 | 39.82 |
| 3.463 | 12.53 | 4.55 | 12.82 | 6.6 | 62.66 | 2.03 | 39.84 |
| 3.511 | 12.54 | 4.55 | 12.86 | 6.61 | 60.09 | 2.09 | 39.82 |
| 3.575 | 12.56 | 4.55 | 11.1 | 6.61 | 56.72 | 2.15 | 39.82 |
| 3.647 | 12.56 | 4.55 | 9.84 | 6.61 | 53.82 | 2.01 | 39.8 |
| 3.708 | 12.55 | 4.54 | 9.38 | 6.62 | 52.12 | 2.18 | 39.79 |
| 3.755 | 12.54 | 4.54 | 9.35 | 6.62 | 50.84 | 2.24 | 39.73 |
| 3.795 | 12.48 | 4.53 | 9.38 | 6.63 | 49.57 | 2.24 | 39.7 |
| 3.836 | 12.42 | 4.53 | 9.38 | 6.63 | 48.55 | 2.29 | 39.75 |
| 3.876 | 12.37 | 4.52 | 9.92 | 6.63 | 47.04 | 2.47 | 39.78 |
| 3.919 | 12.33 | 4.52 | 10.8 | 6.62 | 45.92 | 2.45 | 39.8 |
| 3.964 | 12.3 | 4.52 | 11.48 | 6.62 | 44.82 | 2.5 | 39.78 |
| 4.019 | 12.26 | 4.51 | 15.64 | 6.63 | 43.3 | 2.58 | 39.77 |
| 4.092 | 12.2 | 4.51 | 17.85 | 6.64 | 41.47 | 2.44 | 39.79 |
| 4.165 | 12.15 | 4.5 | 18.92 | 6.66 | 40.3 | 2.48 | 39.82 |
| 4.216 | 12.11 | 4.51 | 20.9 | 6.68 | 39.72 | 2.3 | 39.88 |
| 4.255 | 12.09 | 4.51 | 22.66 | 6.69 | 38.4 | 2.15 | 39.93 |
| 4.3 | 12.09 | 4.51 | 24.07 | 6.68 | 37.07 | 2.18 | 39.94 |
| 4.362 | 12.09 | 4.52 | 25.86 | 6.68 | 35.02 | 2.05 | 40.0 |
| 4.437 | 12.11 | 4.52 | 28.5 | 6.66 | 32.93 | 2.04 | 40.06 |
| 4.507 | 12.14 | 4.54 | 29.45 | 6.67 | 30.87 | 1.86 | 40.16 |
| 4.564 | 12.19 | 4.54 | 29.26 | 6.65 | 29.89 | 1.85 | 40.16 |
| 4.586 | 12.23 | 4.55 | 27.89 | 6.61 | 29.86 | 1.59 | 40.15 |
| 4.603 | 12.25 | 4.55 | 28.8 | 6.57 | 28.46 | 1.54 | 40.12 |
| 4.659 | 12.27 | 4.55 | 28.15 | 6.51 | 25.64 | 1.46 | 40.1 |
| 4.741 | 12.28 | 4.55 | 27.08 | 6.46 | 23.23 | 1.5 | 40.17 |
| 4.812 | 12.3 | 4.55 | 27.35 | 6.41 | 21.6 | 1.42 | 40.15 |
| 4.876 | 12.32 | 4.56 | 27.5 | 6.36 | 20.16 | 1.47 | 40.16 |
| 4.927 | 12.33 | 4.56 | 26.21 | 6.33 | 19.17 | 1.41 | 40.16 |
| 4.976 | 12.34 | 4.56 | 27.28 | 6.3 | 17.82 | 1.32 | 40.16 |
| 5.041 | 12.35 | 4.56 | 27.08 | 6.28 | 16.26 | 1.36 | 40.16 |
| 5.113 | 12.36 | 4.56 | 26.7 | 6.27 | 15.22 | 1.46 | 40.17 |
| 5.17 | 12.38 | 4.57 | 26.63 | 6.26 | 14.55 | 1.42 | 40.19 |
| 5.207 | 12.39 | 4.57 | 27.12 | 6.24 | 14.05 | 1.39 | 40.18 |
| 5.247 | 12.4 | 4.57 | 28.12 | 6.23 | 13.18 | 1.41 | 40.17 |
| 5.305 | 12.4 | 4.57 | 28.5 | 6.22 | 12.16 | 1.51 | 40.17 |
| 5.373 | 12.41 | 4.57 | 26.63 | 6.2 | 11.31 | 1.43 | 40.18 |
| 5.434 | 12.41 | 4.57 | 27.66 | 6.2 | 10.75 | 1.56 | 40.17 |
| 5.477 | 12.42 | 4.57 | 27.7 | 6.19 | 10.36 | 1.46 | 40.17 |
| 5.505 | 12.42 | 4.57 | 28.76 | 6.19 | 10.06 | 1.54 | 40.18 |
| 5.53 | 12.43 | 4.57 | 27.85 | 6.18 | 9.69 | 1.51 | 40.18 |
| 5.572 | 12.43 | 4.57 | 27.89 | 6.18 | 8.98 | 1.39 | 40.18 |
| 5.638 | 12.43 | 4.57 | 29.22 | 6.17 | 8.26 | 1.63 | 40.18 |

| | | | | | | | |
|---|---|---|---|---|---|---|---|
| 5.711 | 12.44 | 4.57 | 29.14 | 6.17 | 7.65 | 1.49 | 40.18 |
| 5.776 | 12.44 | 4.57 | 30.29 | 6.16 | 7.22 | 1.6 | 40.18 |
| 5.827 | 12.44 | 4.57 | 31.01 | 6.15 | 6.87 | 1.54 | 40.18 |
| 5.875 | 12.44 | 4.57 | 31.7 | 6.15 | 6.42 | 1.5 | 40.18 |
| 5.928 | 12.45 | 4.57 | 32.5 | 6.14 | 5.72 | 1.62 | 40.17 |
| 5.964 | 12.45 | 4.57 | 29.76 | 6.15 | 5.79 | 1.55 | 40.17 |
| 5.979 | 12.45 | 4.57 | 29.07 | 6.15 | 5.37 | 1.5 | 40.17 |
| 5.984 | 12.45 | 4.57 | 30.02 | 6.12 | 5.29 | 1.62 | 40.16 |
| 5.99 | 12.44 | 4.57 | 31.97 | 6.11 | 5.24 | 1.67 | 40.16 |
| 5.995 | 12.44 | 4.57 | 30.86 | 6.1 | 5.07 | 1.72 | 40.17 |
| 5.999 | 12.44 | 4.57 | 31.55 | 6.1 | 4.76 | 1.59 | 40.17 |
| 6.003 | 12.44 | 4.57 | 29.22 | 6.09 | 4.38 | 1.67 | 40.17 |
| 6.01 | 12.44 | 4.57 | 32.27 | 6.16 | 3.77 | 1.56 | 40.18 |
| 6.021 | 12.44 | 4.57 | 35.36 | 6.19 | 3.46 | 1.67 | 40.18 |
| 6.025 | 12.45 | 4.57 | 30.56 | 6.08 | 3.37 | 1.79 | 40.17 |
| 6.031 | 12.44 | 4.57 | 30.14 | 6.09 | 3.02 | 1.77 | 40.17 |
| 6.048 | 12.44 | 4.57 | 37.92 | 6.21 | 2.68 | 1.57 | 40.18 |
| 6.062 | 12.45 | 4.57 | 37.12 | 6.27 | 2.59 | 1.58 | 40.18 |
| 6.064 | 12.45 | 4.57 | 33.15 | 6.2 | 2.55 | 1.76 | 40.18 |
| 6.066 | 12.45 | 4.57 | 32.92 | 6.17 | 2.5 | 1.56 | 40.18 |
| 6.067 | 12.45 | 4.57 | 37.58 | 6.13 | 2.42 | 1.69 | 40.17 |

**Nombre: CTD E06 - Punto 016** **Fecha: 06/04/2022** **Hora: 10:04:26**

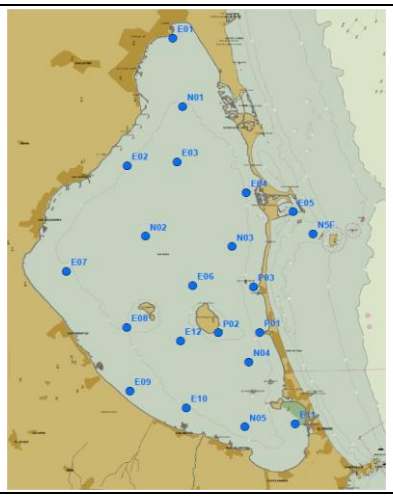


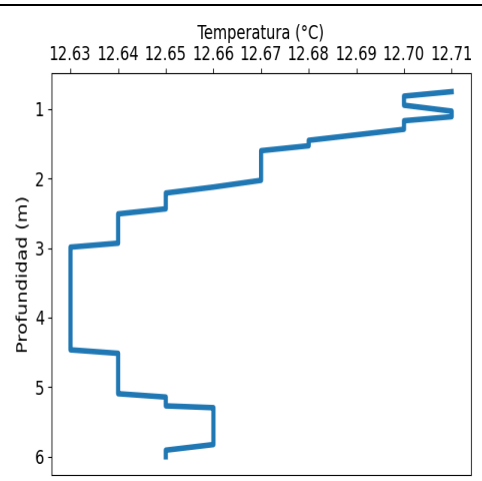


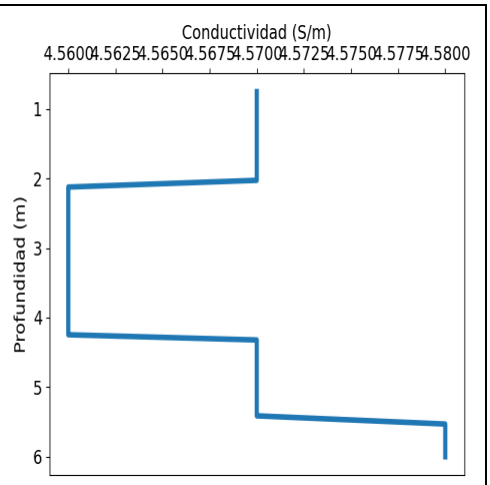


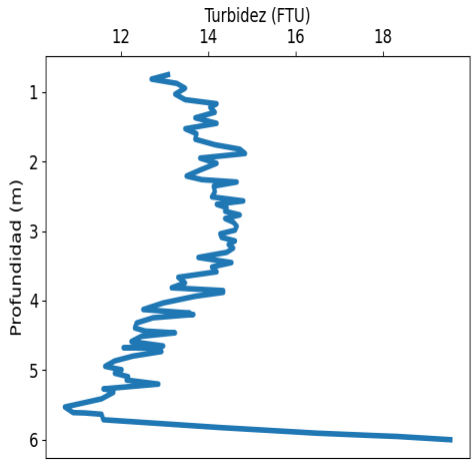


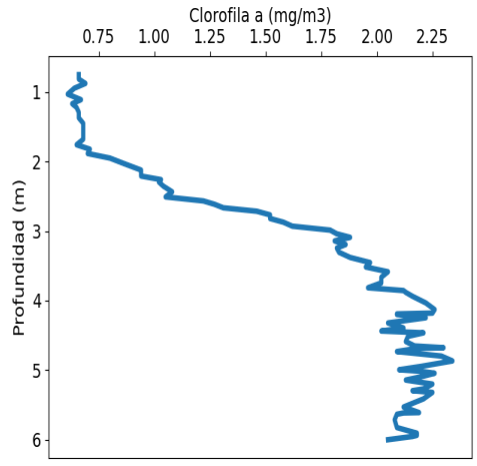


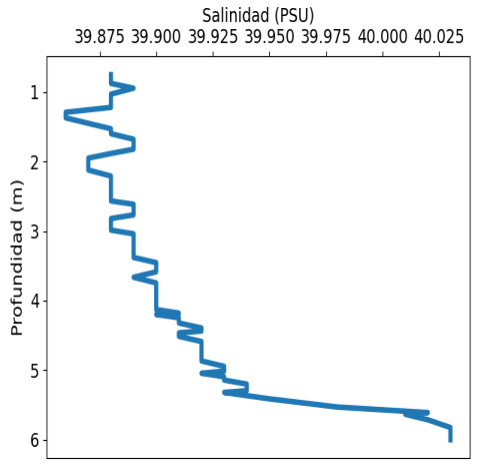


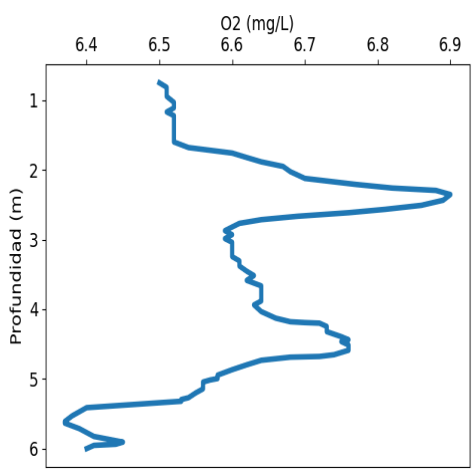


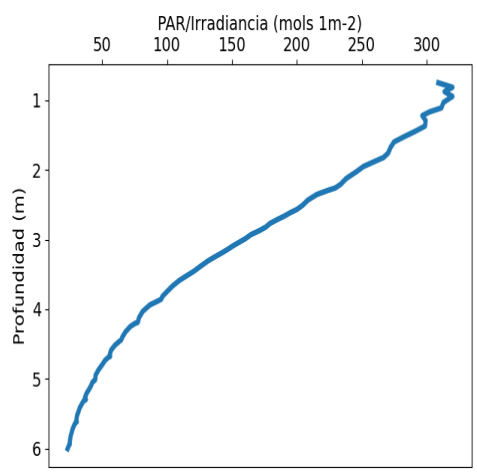

| VALORACIÓN PRELIMINAR DE DATOS: NIVELES MÍNIMOS Y MÁXIMOS PARA CADA VARIABLE | | | | | | | |
|---|---|---|---|---|---|---|---|
| | Temp. (°C) | Conductividad (S/m) | Turbidez (FTU) | Oxígeno (mg/l) | PAR/Irradiancia (mols-1m-2) | Clorofila ($mg/m^3$) | Salinidad (PSU) |
| **MÍNIMO** | 12.63 | 4.56 | 10.72 | 6.37 | 23.43 | 0.61 | 39.86 |
| **PROF (metros)** | 2.987 | 2.123 | 5.531 | 5.611 | 6.001 | 1.031 | 1.292 |
| **MÁXIMO** | 12.71 | 12.71 | 19.53 | 6.9 | 319.92 | 2.34 | 40.03 |
| **PROF (metros)** | 0.751 | 5.531 | 6.001 | 2.354 | 0.815 | 4.868 | 5.826 |

| DATOS MEDIOS PARA CADA VARIABLE EN TODA LA COLUMNA DE AGUA | | | | | | | |
|---|---|---|---|---|---|---|---|
| CTD E06 - Punto 016 | Temp. (°C) | Conductividad (S/m) | Turbidez (FTU) | Oxígeno (mg/L) | PAR/Irradiancia (mols-1m-2) | Clorofila (mg/m3) | Salinidad (PSU) |
| 0 - 1m | 12.7 | 4.57 | 13.13 | 6.51 | 315.64 | 0.66 | 39.88 |
| 1 - 2m | 12.69 | 4.57 | 13.96 | 6.55 | 284.92 | 0.68 | 39.88 |
| 2 - 3m | 12.65 | 4.56 | 14.3 | 6.73 | 201.2 | 1.25 | 39.88 |
| 3 - 4m | 12.63 | 4.56 | 14.1 | 6.62 | 119.47 | 1.96 | 39.89 |
| 4 - 5m | 12.63 | 4.57 | 12.63 | 6.69 | 62.32 | 2.17 | 39.91 |
| 5 - 6m | 12.65 | 4.57 | 12.8 | 6.47 | 33.18 | 2.17 | 39.98 |
| 6 - 7m | 12.65 | 4.58 | 19.53 | 6.4 | 23.43 | 2.05 | 40.03 |

| OBSERVACIONES GENERALES |
|---|
| CLOROFILA elevada en la(s) columna(s) de agua 4 - 5m, 5 - 6m, 6 - 7m con los valores 2.17, 2.17, 2.05 respectivamente |

| DATOS DETALLADOS PARA CADA VARIABLE EN TODA LA COLUMNA DE AGUA | | | | | | | |
|---|---|---|---|---|---|---|---|
| Profundidad (m) | Temp. (°C) | Conductividad (S/m) | Turbidez (FTU) | Oxígeno (mg/L) | PAR/Irradiancia (mols-1m-2) | Clorofila (mg/m3) | Salinidad (PSU) |
| 0.751 | 12.71 | 4.57 | 13.08 | 6.5 | 308.99 | 0.66 | 39.88 |
| 0.815 | 12.7 | 4.57 | 12.7 | 6.51 | 319.92 | 0.66 | 39.88 |
| 0.877 | 12.7 | 4.57 | 13.28 | 6.51 | 313.75 | 0.69 | 39.88 |
| 0.946 | 12.7 | 4.57 | 13.47 | 6.51 | 319.92 | 0.64 | 39.89 |
| 1.031 | 12.71 | 4.57 | 13.24 | 6.52 | 313.03 | 0.61 | 39.88 |
| 1.111 | 12.71 | 4.57 | 13.47 | 6.52 | 311.36 | 0.67 | 39.88 |
| 1.169 | 12.7 | 4.57 | 14.19 | 6.51 | 302.12 | 0.63 | 39.88 |
| 1.222 | 12.7 | 4.57 | 14.04 | 6.52 | 296.64 | 0.65 | 39.88 |
| 1.292 | 12.7 | 4.57 | 14.15 | 6.52 | 299.26 | 0.66 | 39.86 |
| 1.372 | 12.69 | 4.57 | 13.7 | 6.52 | 298.78 | 0.66 | 39.86 |
| 1.451 | 12.68 | 4.57 | 14.19 | 6.52 | 290.72 | 0.68 | 39.87 |
| 1.529 | 12.68 | 4.57 | 13.47 | 6.52 | 282.15 | 0.68 | 39.88 |
| 1.6 | 12.67 | 4.57 | 13.73 | 6.52 | 274.86 | 0.68 | 39.88 |
| 1.68 | 12.67 | 4.57 | 13.7 | 6.54 | 272.13 | 0.68 | 39.89 |
| 1.759 | 12.67 | 4.57 | 14.15 | 6.6 | 270.37 | 0.65 | 39.89 |
| 1.823 | 12.67 | 4.57 | 14.72 | 6.62 | 266.76 | 0.71 | 39.89 |
| 1.885 | 12.67 | 4.57 | 14.84 | 6.64 | 259.27 | 0.7 | 39.88 |
| 1.951 | 12.67 | 4.57 | 13.81 | 6.67 | 251.4 | 0.8 | 39.87 |
| 2.026 | 12.67 | 4.57 | 14.19 | 6.68 | 245.92 | 0.86 | 39.87 |
| 2.123 | 12.66 | 4.56 | 13.81 | 6.7 | 238.12 | 0.94 | 39.87 |
| 2.209 | 12.65 | 4.56 | 13.5 | 6.77 | 233.64 | 0.94 | 39.88 |
| 2.261 | 12.65 | 4.56 | 13.85 | 6.82 | 229.51 | 1.03 | 39.88 |
| 2.295 | 12.65 | 4.56 | 14.65 | 6.88 | 223.83 | 1.02 | 39.88 |
| 2.354 | 12.65 | 4.56 | 14.12 | 6.9 | 215.34 | 1.04 | 39.88 |
| 2.436 | 12.65 | 4.56 | 14.15 | 6.89 | 208.36 | 1.08 | 39.88 |
| 2.509 | 12.64 | 4.56 | 14.08 | 6.86 | 204.39 | 1.05 | 39.88 |
| 2.567 | 12.64 | 4.56 | 14.8 | 6.81 | 200.13 | 1.22 | 39.88 |
| 2.615 | 12.64 | 4.56 | 14.19 | 6.76 | 194.91 | 1.27 | 39.89 |
| 2.666 | 12.64 | 4.56 | 14.42 | 6.69 | 190.09 | 1.31 | 39.89 |
| 2.715 | 12.64 | 4.56 | 14.38 | 6.64 | 184.71 | 1.46 | 39.89 |
| 2.768 | 12.64 | 4.56 | 14.72 | 6.61 | 179.39 | 1.52 | 39.89 |
| 2.82 | 12.64 | 4.56 | 14.38 | 6.6 | 176.14 | 1.52 | 39.88 |
| 2.873 | 12.64 | 4.56 | 14.57 | 6.59 | 171.03 | 1.58 | 39.88 |
| 2.93 | 12.64 | 4.56 | 14.65 | 6.6 | 164.61 | 1.62 | 39.88 |

| 2.987 | 12.63 | 4.56 | 14.61 | 6.59 | 160.35 | 1.79 | 39.88 |
|---|---|---|---|---|---|---|---|
| 3.04 | 12.63 | 4.56 | 14.27 | 6.6 | 155.49 | 1.82 | 39.89 |
| 3.091 | 12.63 | 4.56 | 14.3 | 6.6 | 150.8 | 1.88 | 39.89 |
| 3.142 | 12.63 | 4.56 | 14.61 | 6.6 | 146.6 | 1.81 | 39.89 |
| 3.194 | 12.63 | 4.56 | 14.46 | 6.6 | 142.01 | 1.86 | 39.89 |
| 3.245 | 12.63 | 4.56 | 14.57 | 6.6 | 137.16 | 1.82 | 39.89 |
| 3.306 | 12.63 | 4.56 | 14.42 | 6.61 | 131.59 | 1.83 | 39.89 |
| 3.38 | 12.63 | 4.56 | 13.77 | 6.61 | 126.07 | 1.88 | 39.89 |
| 3.454 | 12.63 | 4.56 | 14.53 | 6.62 | 120.75 | 1.97 | 39.9 |
| 3.517 | 12.63 | 4.56 | 14.08 | 6.63 | 115.38 | 1.95 | 39.9 |
| 3.586 | 12.63 | 4.56 | 14.19 | 6.62 | 109.55 | 2.05 | 39.9 |
| 3.665 | 12.63 | 4.56 | 13.31 | 6.64 | 104.34 | 2.02 | 39.89 |
| 3.746 | 12.63 | 4.56 | 13.47 | 6.64 | 100.03 | 2.02 | 39.9 |
| 3.816 | 12.63 | 4.56 | 13.16 | 6.64 | 96.44 | 1.96 | 39.9 |
| 3.856 | 12.63 | 4.56 | 14.34 | 6.64 | 95.5 | 2.12 | 39.9 |
| 3.882 | 12.63 | 4.56 | 14.34 | 6.64 | 93.01 | 2.13 | 39.9 |
| 3.938 | 12.63 | 4.56 | 13.7 | 6.63 | 86.82 | 2.16 | 39.9 |
| 4.034 | 12.63 | 4.56 | 12.97 | 6.64 | 81.1 | 2.22 | 39.9 |
| 4.129 | 12.63 | 4.56 | 12.51 | 6.66 | 78.21 | 2.26 | 39.9 |
| 4.18 | 12.63 | 4.56 | 13.58 | 6.68 | 77.68 | 2.25 | 39.91 |
| 4.192 | 12.63 | 4.56 | 13.35 | 6.7 | 77.23 | 2.09 | 39.91 |
| 4.2 | 12.63 | 4.56 | 13.66 | 6.72 | 75.67 | 2.09 | 39.9 |
| 4.247 | 12.63 | 4.56 | 12.74 | 6.73 | 71.78 | 2.22 | 39.91 |
| 4.322 | 12.63 | 4.57 | 12.36 | 6.73 | 68.13 | 2.05 | 39.91 |
| 4.394 | 12.63 | 4.57 | 12.32 | 6.75 | 65.73 | 2.12 | 39.92 |
| 4.438 | 12.63 | 4.57 | 12.55 | 6.76 | 64.74 | 2.02 | 39.92 |
| 4.464 | 12.63 | 4.57 | 13.24 | 6.75 | 63.11 | 2.21 | 39.91 |
| 4.514 | 12.64 | 4.57 | 12.47 | 6.76 | 59.98 | 2.14 | 39.91 |
| 4.589 | 12.64 | 4.57 | 12.24 | 6.76 | 56.8 | 2.13 | 39.92 |
| 4.653 | 12.64 | 4.57 | 12.97 | 6.74 | 55.86 | 2.17 | 39.92 |
| 4.678 | 12.64 | 4.57 | 12.06 | 6.72 | 56.17 | 2.3 | 39.92 |
| 4.688 | 12.64 | 4.57 | 12.89 | 6.68 | 54.91 | 2.18 | 39.92 |
| 4.733 | 12.64 | 4.57 | 12.93 | 6.64 | 52.26 | 2.09 | 39.92 |
| 4.798 | 12.64 | 4.57 | 12.28 | 6.62 | 49.95 | 2.29 | 39.92 |
| 4.868 | 12.64 | 4.57 | 11.86 | 6.6 | 47.27 | 2.34 | 39.92 |
| 4.946 | 12.64 | 4.57 | 11.64 | 6.58 | 44.93 | 2.2 | 39.93 |
| 4.995 | 12.64 | 4.57 | 12.02 | 6.58 | 44.79 | 2.1 | 39.93 |
| 5.015 | 12.64 | 4.57 | 11.94 | 6.57 | 44.58 | 2.19 | 39.93 |
| 5.045 | 12.64 | 4.57 | 11.86 | 6.56 | 42.62 | 2.26 | 39.92 |
| 5.095 | 12.64 | 4.57 | 12.17 | 6.56 | 41.47 | 2.2 | 39.93 |
| 5.143 | 12.65 | 4.57 | 12.13 | 6.56 | 40.12 | 2.13 | 39.93 |
| 5.201 | 12.65 | 4.57 | 12.86 | 6.55 | 38.17 | 2.25 | 39.94 |
| 5.27 | 12.65 | 4.57 | 11.6 | 6.54 | 36.65 | 2.21 | 39.94 |
| 5.296 | 12.66 | 4.57 | 11.83 | 6.53 | 37.51 | 2.16 | 39.94 |
| 5.321 | 12.66 | 4.57 | 11.83 | 6.53 | 35.5 | 2.25 | 39.93 |
| 5.413 | 12.66 | 4.57 | 11.56 | 6.4 | 32.79 | 2.21 | 39.95 |
| 5.531 | 12.66 | 4.58 | 10.72 | 6.38 | 30.59 | 2.12 | 39.98 |
| 5.611 | 12.66 | 4.58 | 10.91 | 6.37 | 29.99 | 2.19 | 40.02 |
| 5.616 | 12.66 | 4.58 | 11.18 | 6.37 | 30.53 | 2.12 | 40.01 |
| 5.635 | 12.66 | 4.58 | 11.56 | 6.37 | 29.2 | 2.09 | 40.01 |
| 5.714 | 12.66 | 4.58 | 11.6 | 6.39 | 27.31 | 2.08 | 40.02 |
| 5.826 | 12.66 | 4.58 | 14.27 | 6.41 | 25.66 | 2.09 | 40.03 |
| 5.907 | 12.65 | 4.58 | 16.48 | 6.45 | 25.04 | 2.18 | 40.03 |
| 5.938 | 12.65 | 4.58 | 17.66 | 6.44 | 25.05 | 2.18 | 40.03 |
| 5.954 | 12.65 | 4.58 | 18.31 | 6.41 | 24.42 | 2.16 | 40.03 |
| 6.001 | 12.65 | 4.58 | 19.53 | 6.4 | 23.43 | 2.05 | 40.03 |

**Nombre: CTD P03 - Punto 017** **Fecha: 06/04/2022** **Hora: 10:04:01**

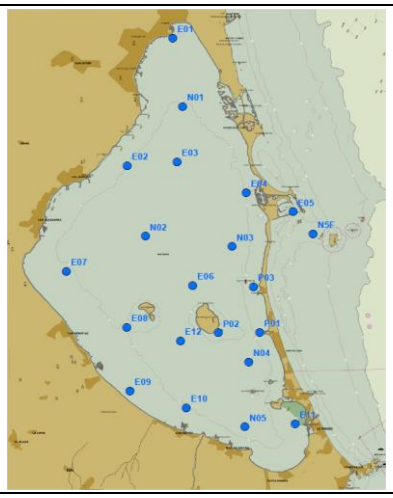


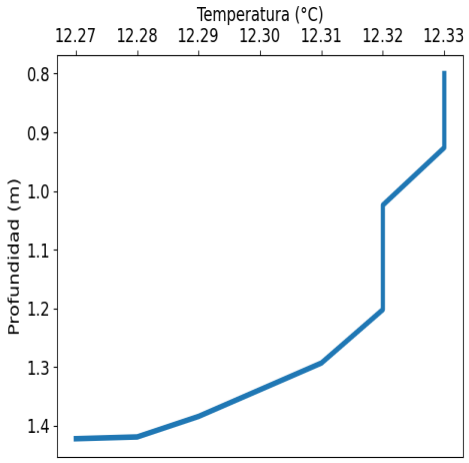


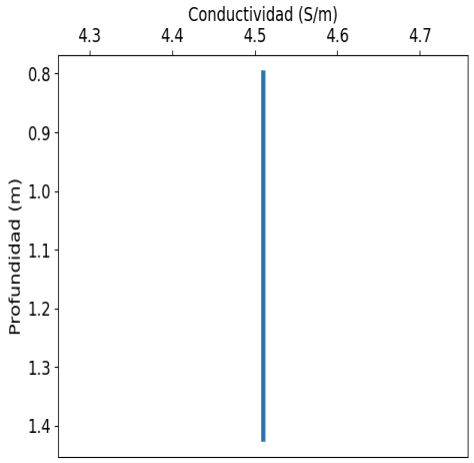


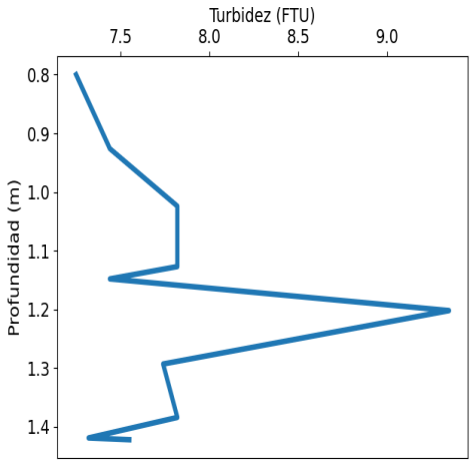


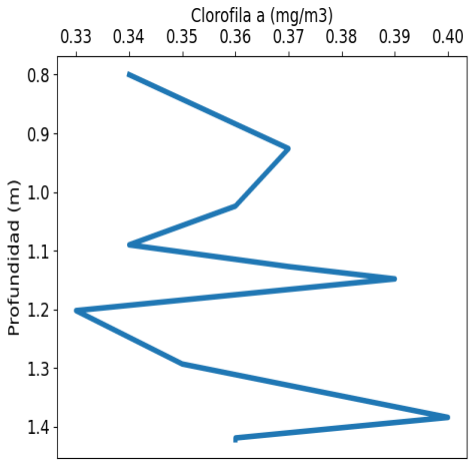


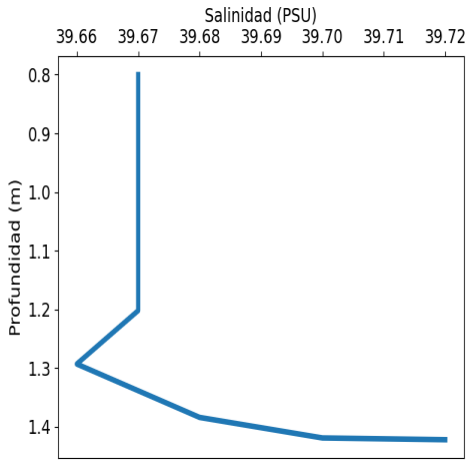


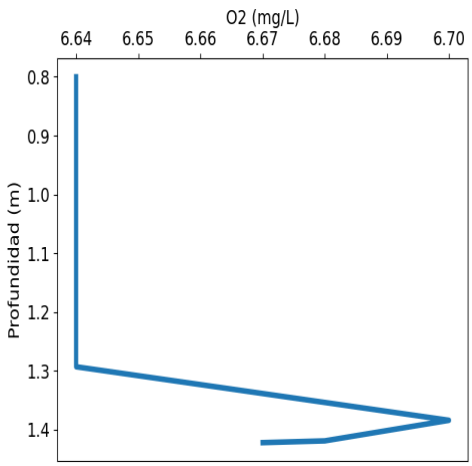


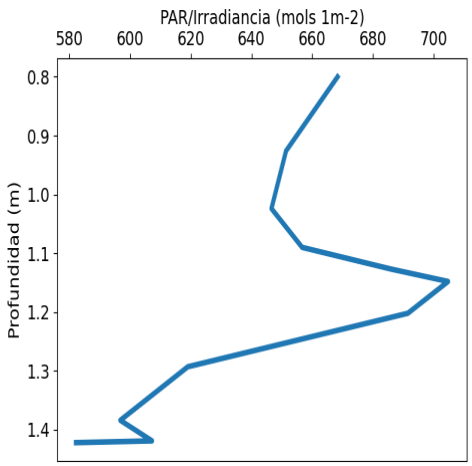

| VALORACIÓN PRELIMINAR DE DATOS: NIVELES MÍNIMOS Y MÁXIMOS PARA CADA VARIABLE | | | | | | | |
|---|---|---|---|---|---|---|---|
| | Temp. (°C) | Conductividad (S/m) | Turbidez (FTU) | Oxígeno (mg/l) | PAR/Irradiancia (mols-1m-2) | Clorofila ($mg/m^3$) | Salinidad (PSU) |
| **MÍNIMO** | 12.27 | 4.51 | 7.25 | 6.64 | 582.16 | 0.33 | 39.66 |
| **PROF (metros)** | 1.422 | 0.8 | 0.8 | 0.8 | 1.422 | 1.202 | 1.293 |
| **MÁXIMO** | 12.33 | 12.33 | 9.35 | 6.7 | 704.84 | 0.4 | 39.72 |
| **PROF (metros)** | 0.8 | 0.8 | 1.202 | 1.384 | 1.148 | 1.384 | 1.422 |

| DATOS MEDIOS PARA CADA VARIABLE EN TODA LA COLUMNA DE AGUA | | | | | | | |
|---|---|---|---|---|---|---|---|
| CTD P03 - Punto 017 | Temp. (°C) | Conductividad (S/m) | Turbidez (FTU) | Oxígeno (mg/L) | PAR/Irradiancia (mols-1m-2) | Clorofila (mg/m3) | Salinidad (PSU) |
| 0 - 1m | 12.33 | 4.51 | 7.34 | 6.64 | 659.91 | 0.35 | 39.67 |
| 1 - 2m | 12.31 | 4.51 | 7.85 | 6.65 | 643.46 | 0.36 | 39.68 |

| OBSERVACIONES GENERALES |
|---|
| |

| DATOS DETALLADOS PARA CADA VARIABLE EN TODA LA COLUMNA DE AGUA | | | | | | | |
|---|---|---|---|---|---|---|---|
| Profundidad (m) | Temp. (°C) | Conductividad (S/m) | Turbidez (FTU) | Oxígeno (mg/L) | PAR/Irradiancia (mols-1m-2) | Clorofila (mg/m3) | Salinidad (PSU) |
| 0.8 | 12.33 | 4.51 | 7.25 | 6.64 | 668.4 | 0.34 | 39.67 |
| 0.926 | 12.33 | 4.51 | 7.44 | 6.64 | 651.42 | 0.37 | 39.67 |
| 1.024 | 12.32 | 4.51 | 7.82 | 6.64 | 646.61 | 0.36 | 39.67 |
| 1.09 | 12.32 | 4.51 | 7.82 | 6.64 | 656.73 | 0.34 | 39.67 |
| 1.127 | 12.32 | 4.51 | 7.82 | 6.64 | 686.14 | 0.37 | 39.67 |
| 1.148 | 12.32 | 4.51 | 7.44 | 6.64 | 704.84 | 0.39 | 39.67 |
| 1.202 | 12.32 | 4.51 | 9.35 | 6.64 | 691.57 | 0.33 | 39.67 |
| 1.293 | 12.31 | 4.51 | 7.74 | 6.64 | 619.04 | 0.35 | 39.66 |
| 1.384 | 12.29 | 4.51 | 7.82 | 6.7 | 596.78 | 0.4 | 39.68 |
| 1.419 | 12.28 | 4.51 | 7.32 | 6.68 | 607.25 | 0.36 | 39.7 |
| 1.422 | 12.27 | 4.51 | 7.55 | 6.67 | 582.16 | 0.36 | 39.72 |

**Nombre: CTD N03 - Punto 018** **Fecha: 06/04/2022** **Hora: 10:04:01**

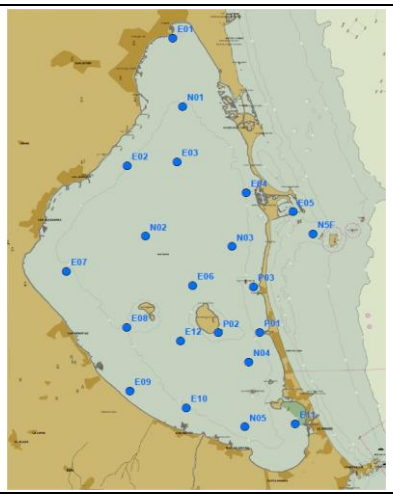


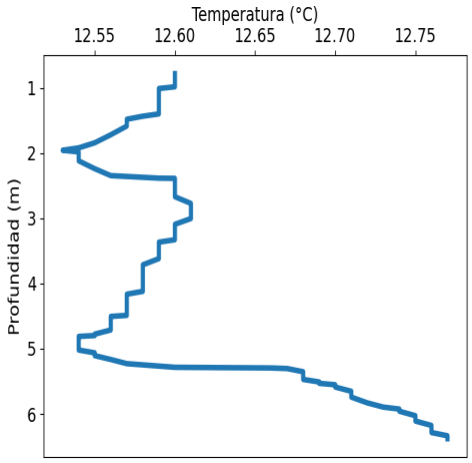


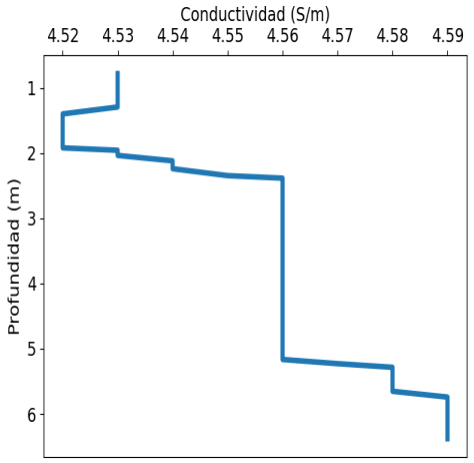


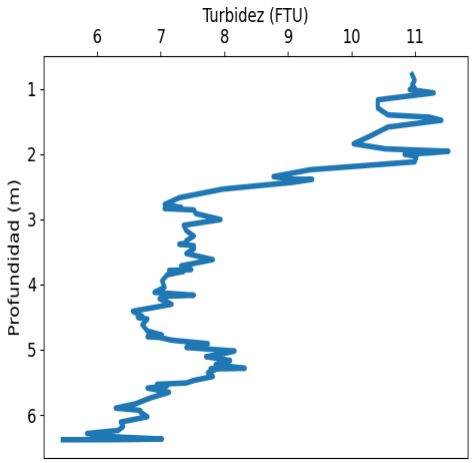


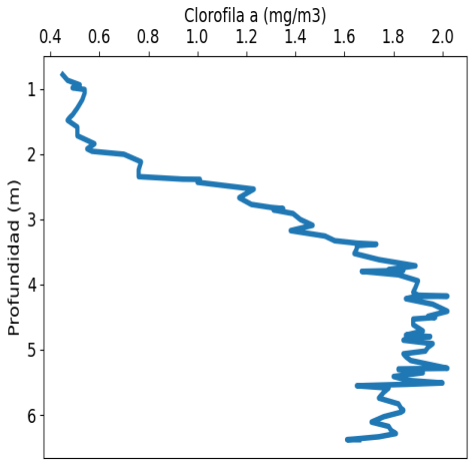


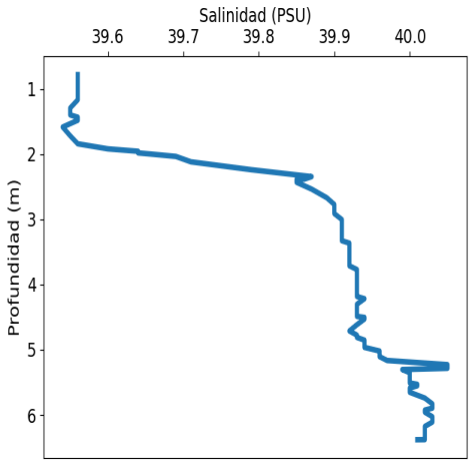


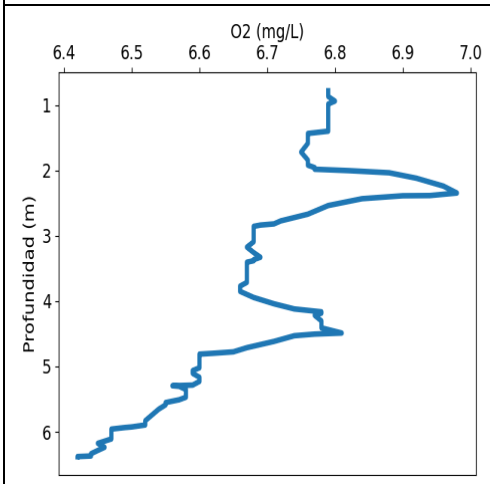


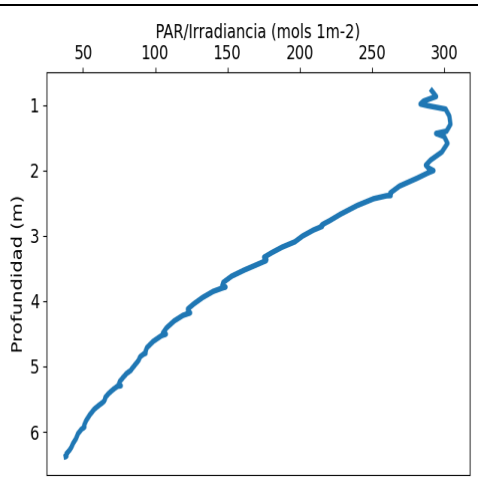

| VALORACIÓN PRELIMINAR DE DATOS: NIVELES MÍNIMOS Y MÁXIMOS PARA CADA VARIABLE | | | | | | | |
|---|---|---|---|---|---|---|---|
| | Temp. (°C) | Conductividad (S/m) | Turbidez (FTU) | Oxígeno (mg/l) | PAR/Irradiancia (mols-1m-2) | Clorofila ($mg/m^3$) | Salinidad (PSU) |
| **MÍNIMO** | 12.53 | 4.52 | 5.46 | 6.42 | 37.98 | 0.45 | 39.54 |
| **PROF (metros)** | 1.954 | 1.396 | 6.381 | 6.38 | 6.381 | 0.778 | 1.582 |
| **MÁXIMO** | 12.77 | 12.77 | 11.52 | 6.98 | 304.23 | 2.02 | 40.05 |
| **PROF (metros)** | 6.336 | 5.742 | 1.954 | 2.343 | 1.29 | 4.178 | 5.229 |

| DATOS MEDIOS PARA CADA VARIABLE EN TODA LA COLUMNA DE AGUA | | | | | | | |
|---|---|---|---|---|---|---|---|
| CTD N03 - Punto 018 | Temp. (°C) | Conductividad (S/m) | Turbidez (FTU) | Oxígeno (mg/L) | PAR/Irradiancia (mols-1m-2) | Clorofila (mg/m3) | Salinidad (PSU) |
| 0 - 1m | 12.6 | 4.53 | 10.97 | 6.79 | 288.68 | 0.48 | 39.56 |
| 1 - 2m | 12.57 | 4.52 | 10.8 | 6.77 | 296.16 | 0.53 | 39.57 |
| 2 - 3m | 12.58 | 4.55 | 8.68 | 6.82 | 247.51 | 1.04 | 39.84 |
| 3 - 4m | 12.59 | 4.56 | 7.41 | 6.67 | 165.57 | 1.67 | 39.92 |
| 4 - 5m | 12.56 | 4.56 | 7.01 | 6.71 | 105.88 | 1.92 | 39.93 |
| 5 - 6m | 12.66 | 4.58 | 7.36 | 6.56 | 65.9 | 1.85 | 40.0 |
| 6 - 7m | 12.76 | 4.59 | 6.3 | 6.45 | 41.15 | 1.72 | 40.02 |

| OBSERVACIONES GENERALES |
|---|
| |

| DATOS DETALLADOS PARA CADA VARIABLE EN TODA LA COLUMNA DE AGUA | | | | | | | |
|---|---|---|---|---|---|---|---|
| Profundidad (m) | Temp. (°C) | Conductividad (S/m) | Turbidez (FTU) | Oxígeno (mg/L) | PAR/Irradiancia (mols-1m-2) | Clorofila (mg/m3) | Salinidad (PSU) |
| 0.778 | 12.6 | 4.53 | 10.95 | 6.79 | 291.32 | 0.45 | 39.56 |
| 0.865 | 12.6 | 4.53 | 10.99 | 6.79 | 294.31 | 0.47 | 39.56 |
| 0.935 | 12.6 | 4.53 | 10.95 | 6.8 | 285.64 | 0.52 | 39.56 |
| 0.98 | 12.6 | 4.53 | 10.99 | 6.79 | 283.46 | 0.49 | 39.56 |
| 1.006 | 12.59 | 4.53 | 10.91 | 6.79 | 288.5 | 0.54 | 39.56 |
| 1.058 | 12.59 | 4.53 | 11.29 | 6.79 | 300.86 | 0.54 | 39.56 |
| 1.164 | 12.59 | 4.53 | 10.41 | 6.79 | 303.45 | 0.53 | 39.56 |
| 1.29 | 12.59 | 4.53 | 10.41 | 6.79 | 304.23 | 0.51 | 39.55 |
| 1.396 | 12.59 | 4.52 | 10.57 | 6.79 | 301.49 | 0.49 | 39.55 |
| 1.431 | 12.58 | 4.52 | 11.22 | 6.76 | 294.24 | 0.48 | 39.56 |
| 1.478 | 12.57 | 4.52 | 11.41 | 6.76 | 299.89 | 0.47 | 39.56 |
| 1.582 | 12.57 | 4.52 | 10.57 | 6.76 | 302.19 | 0.51 | 39.54 |
| 1.716 | 12.56 | 4.52 | 10.3 | 6.75 | 298.22 | 0.51 | 39.55 |
| 1.839 | 12.55 | 4.52 | 10.03 | 6.76 | 290.45 | 0.58 | 39.56 |
| 1.917 | 12.54 | 4.52 | 10.53 | 6.76 | 287.17 | 0.55 | 39.6 |
| 1.954 | 12.53 | 4.53 | 11.52 | 6.77 | 288.7 | 0.57 | 39.64 |
| 1.979 | 12.54 | 4.53 | 11.22 | 6.77 | 290.65 | 0.64 | 39.64 |
| 2.0 | 12.54 | 4.53 | 10.83 | 6.82 | 292.47 | 0.7 | 39.66 |
| 2.033 | 12.54 | 4.53 | 11.02 | 6.88 | 288.84 | 0.72 | 39.69 |
| 2.116 | 12.54 | 4.54 | 10.99 | 6.92 | 281.17 | 0.77 | 39.71 |
| 2.237 | 12.55 | 4.54 | 9.35 | 6.96 | 268.94 | 0.76 | 39.79 |
| 2.343 | 12.56 | 4.55 | 8.77 | 6.98 | 262.53 | 0.76 | 39.87 |
| 2.382 | 12.59 | 4.56 | 9.08 | 6.94 | 262.9 | 0.94 | 39.86 |
| 2.385 | 12.6 | 4.56 | 9.38 | 6.9 | 259.99 | 1.01 | 39.85 |
| 2.43 | 12.6 | 4.56 | 9.08 | 6.84 | 251.1 | 1.0 | 39.85 |
| 2.535 | 12.6 | 4.56 | 7.97 | 6.79 | 239.62 | 1.23 | 39.87 |
| 2.667 | 12.6 | 4.56 | 7.29 | 6.76 | 228.18 | 1.17 | 39.89 |
| 2.77 | 12.61 | 4.56 | 7.06 | 6.72 | 220.39 | 1.22 | 39.9 |
| 2.816 | 12.61 | 4.56 | 7.32 | 6.71 | 216.44 | 1.3 | 39.9 |
| 2.834 | 12.61 | 4.56 | 7.06 | 6.69 | 215.19 | 1.35 | 39.9 |
| 2.854 | 12.61 | 4.56 | 7.52 | 6.68 | 215.44 | 1.31 | 39.9 |
| 2.91 | 12.61 | 4.56 | 7.55 | 6.68 | 209.43 | 1.39 | 39.9 |
| 3.002 | 12.61 | 4.56 | 7.94 | 6.68 | 201.9 | 1.42 | 39.91 |
| 3.09 | 12.6 | 4.56 | 7.36 | 6.68 | 196.59 | 1.47 | 39.91 |
| 3.172 | 12.6 | 4.56 | 7.4 | 6.67 | 187.77 | 1.38 | 39.91 |

| | | | | | | | |
|---|---|---|---|---|---|---|---|
| 3.255 | 12.6 | 4.56 | 7.52 | 6.68 | 180.73 | 1.52 | 39.91 |
| 3.327 | 12.6 | 4.56 | 7.4 | 6.69 | 175.24 | 1.56 | 39.91 |
| 3.364 | 12.59 | 4.56 | 7.4 | 6.68 | 176.91 | 1.65 | 39.92 |
| 3.38 | 12.59 | 4.56 | 7.29 | 6.68 | 176.58 | 1.73 | 39.92 |
| 3.403 | 12.59 | 4.56 | 7.52 | 6.67 | 174.11 | 1.65 | 39.92 |
| 3.451 | 12.59 | 4.56 | 7.52 | 6.67 | 169.13 | 1.65 | 39.92 |
| 3.523 | 12.59 | 4.56 | 7.4 | 6.67 | 161.58 | 1.64 | 39.92 |
| 3.617 | 12.59 | 4.56 | 7.82 | 6.67 | 152.84 | 1.74 | 39.92 |
| 3.712 | 12.58 | 4.56 | 7.32 | 6.67 | 147.04 | 1.89 | 39.92 |
| 3.769 | 12.58 | 4.56 | 7.48 | 6.66 | 146.22 | 1.78 | 39.93 |
| 3.783 | 12.58 | 4.56 | 7.13 | 6.66 | 148.65 | 1.84 | 39.93 |
| 3.797 | 12.58 | 4.56 | 7.36 | 6.66 | 146.56 | 1.67 | 39.93 |
| 3.85 | 12.58 | 4.56 | 7.1 | 6.66 | 140.05 | 1.82 | 39.93 |
| 3.943 | 12.58 | 4.56 | 7.02 | 6.68 | 132.78 | 1.9 | 39.93 |
| 4.04 | 12.58 | 4.56 | 7.06 | 6.71 | 126.71 | 1.89 | 39.93 |
| 4.119 | 12.58 | 4.56 | 6.9 | 6.74 | 122.52 | 1.88 | 39.93 |
| 4.163 | 12.57 | 4.56 | 7.52 | 6.78 | 122.72 | 1.9 | 39.93 |
| 4.178 | 12.57 | 4.56 | 7.1 | 6.78 | 124.15 | 2.02 | 39.93 |
| 4.183 | 12.57 | 4.56 | 7.1 | 6.78 | 123.66 | 1.89 | 39.93 |
| 4.217 | 12.57 | 4.56 | 6.98 | 6.77 | 119.16 | 1.85 | 39.94 |
| 4.302 | 12.57 | 4.56 | 7.17 | 6.78 | 113.08 | 1.96 | 39.93 |
| 4.409 | 12.57 | 4.56 | 6.56 | 6.78 | 107.76 | 2.02 | 39.93 |
| 4.488 | 12.57 | 4.56 | 6.71 | 6.81 | 105.24 | 1.94 | 39.93 |
| 4.504 | 12.56 | 4.56 | 6.64 | 6.77 | 107.36 | 1.97 | 39.94 |
| 4.529 | 12.56 | 4.56 | 6.79 | 6.74 | 104.2 | 1.88 | 39.94 |
| 4.616 | 12.56 | 4.56 | 6.71 | 6.71 | 98.51 | 1.88 | 39.93 |
| 4.712 | 12.56 | 4.56 | 6.79 | 6.67 | 94.2 | 1.92 | 39.92 |
| 4.776 | 12.55 | 4.56 | 7.02 | 6.65 | 93.08 | 1.85 | 39.93 |
| 4.798 | 12.55 | 4.56 | 6.79 | 6.62 | 93.29 | 1.95 | 39.93 |
| 4.811 | 12.54 | 4.56 | 6.98 | 6.6 | 91.81 | 1.88 | 39.93 |
| 4.853 | 12.54 | 4.56 | 7.17 | 6.6 | 89.46 | 1.84 | 39.94 |
| 4.907 | 12.54 | 4.56 | 7.74 | 6.6 | 88.41 | 1.96 | 39.94 |
| 4.964 | 12.54 | 4.56 | 7.4 | 6.6 | 86.36 | 1.94 | 39.94 |
| 5.02 | 12.54 | 4.56 | 8.16 | 6.6 | 84.34 | 1.93 | 39.96 |
| 5.063 | 12.55 | 4.56 | 7.97 | 6.59 | 82.89 | 1.84 | 39.96 |
| 5.106 | 12.55 | 4.56 | 7.71 | 6.59 | 80.19 | 1.85 | 39.96 |
| 5.165 | 12.56 | 4.56 | 8.09 | 6.6 | 77.83 | 1.87 | 39.97 |
| 5.229 | 12.57 | 4.57 | 7.86 | 6.6 | 75.46 | 1.95 | 40.05 |
| 5.285 | 12.6 | 4.58 | 8.32 | 6.59 | 74.52 | 2.02 | 40.05 |
| 5.295 | 12.66 | 4.58 | 7.78 | 6.56 | 76.18 | 1.82 | 40.02 |
| 5.304 | 12.67 | 4.58 | 7.86 | 6.57 | 73.75 | 1.82 | 39.99 |
| 5.353 | 12.68 | 4.58 | 7.74 | 6.58 | 70.8 | 1.92 | 40.0 |
| 5.411 | 12.68 | 4.58 | 7.82 | 6.58 | 67.86 | 1.8 | 40.0 |
| 5.471 | 12.68 | 4.58 | 7.52 | 6.58 | 65.47 | 1.86 | 40.0 |
| 5.51 | 12.69 | 4.58 | 7.4 | 6.57 | 65.06 | 2.0 | 40.0 |
| 5.531 | 12.69 | 4.58 | 6.94 | 6.56 | 64.5 | 1.85 | 40.01 |
| 5.553 | 12.7 | 4.58 | 7.1 | 6.55 | 63.51 | 1.65 | 40.01 |
| 5.588 | 12.7 | 4.58 | 6.79 | 6.55 | 61.38 | 1.78 | 40.0 |
| 5.653 | 12.71 | 4.58 | 7.13 | 6.54 | 57.81 | 1.76 | 40.0 |
| 5.742 | 12.71 | 4.59 | 6.83 | 6.53 | 54.63 | 1.74 | 40.02 |
| 5.831 | 12.72 | 4.59 | 6.6 | 6.52 | 52.09 | 1.82 | 40.03 |
| 5.896 | 12.73 | 4.59 | 6.29 | 6.52 | 50.85 | 1.83 | 40.03 |
| 5.926 | 12.74 | 4.59 | 6.64 | 6.5 | 50.99 | 1.84 | 40.02 |
| 5.935 | 12.74 | 4.59 | 6.68 | 6.49 | 50.65 | 1.84 | 40.02 |
| 5.959 | 12.74 | 4.59 | 6.68 | 6.47 | 49.01 | 1.83 | 40.02 |
| 6.028 | 12.75 | 4.59 | 6.79 | 6.47 | 46.54 | 1.76 | 40.03 |
| 6.11 | 12.75 | 4.59 | 6.37 | 6.47 | 45.02 | 1.71 | 40.03 |
| 6.177 | 12.76 | 4.59 | 6.41 | 6.45 | 43.12 | 1.78 | 40.02 |

| | | | | | | | |
|---|---|---|---|---|---|---|---|
| 6.238 | 12.76 | 4.59 | 6.33 | 6.46 | 41.92 | 1.79 | 40.02 |
| 6.286 | 12.76 | 4.59 | 5.84 | 6.45 | 40.52 | 1.81 | 40.02 |
| 6.336 | 12.77 | 4.59 | 6.26 | 6.44 | 38.51 | 1.74 | 40.02 |
| 6.371 | 12.77 | 4.59 | 7.02 | 6.44 | 38.6 | 1.64 | 40.02 |
| 6.38 | 12.77 | 4.59 | 6.26 | 6.42 | 38.13 | 1.61 | 40.02 |
| 6.381 | 12.77 | 4.59 | 5.46 | 6.42 | 37.98 | 1.66 | 40.01 |

**Nombre: CTD E04 - Punto 019** **Fecha: 06/04/2022** **Hora: 11:04:37**

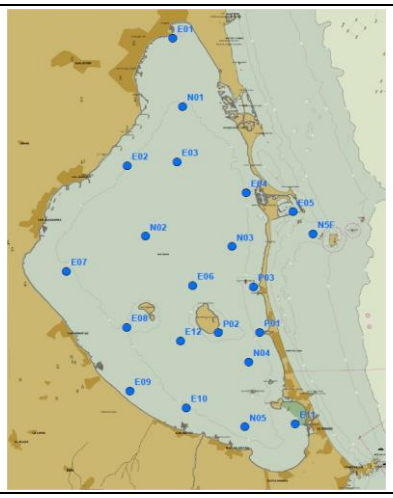


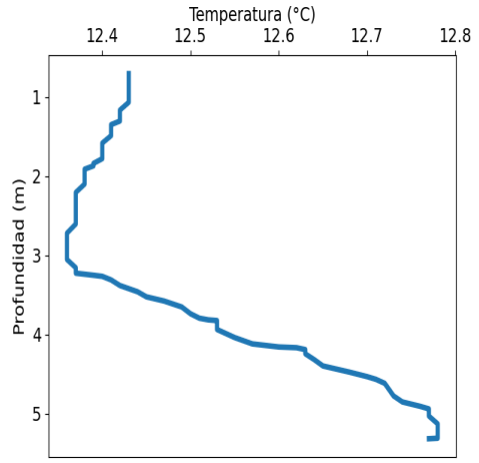


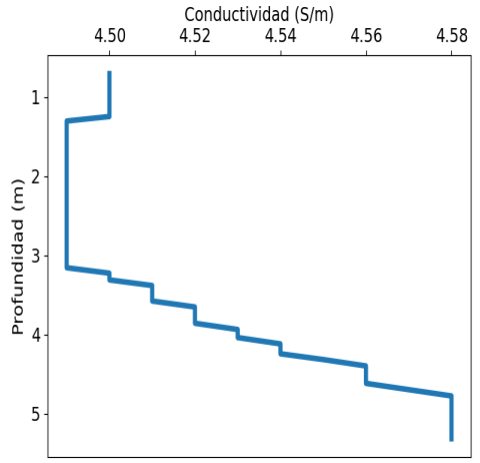


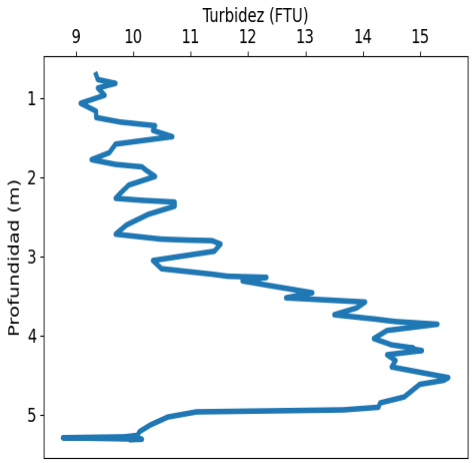


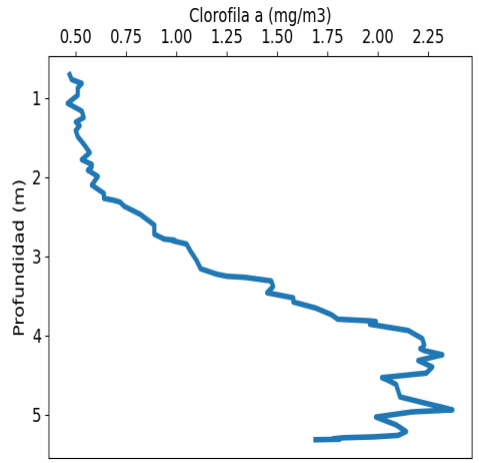


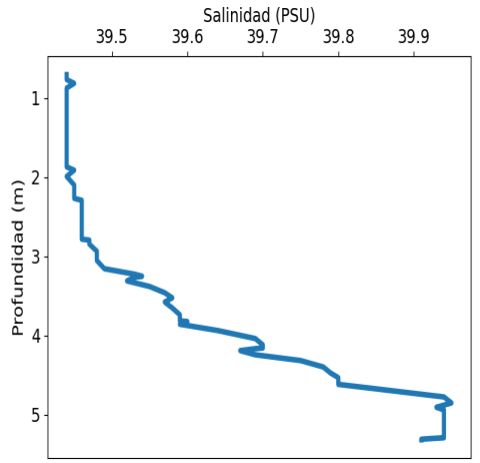


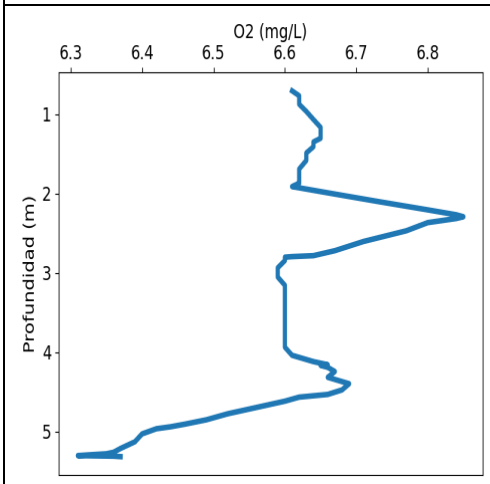


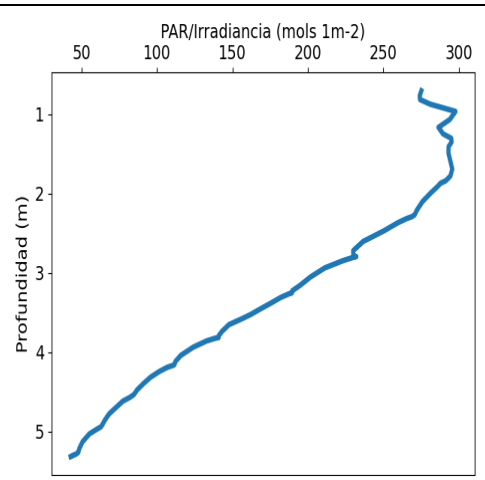

| VALORACIÓN PRELIMINAR DE DATOS: NIVELES MÍNIMOS Y MÁXIMOS PARA CADA VARIABLE | | | | | | | |
|---|---|---|---|---|---|---|---|
| | Temp. (°C) | Conductividad (S/m) | Turbidez (FTU) | Oxígeno (mg/l) | PAR/Irradiancia (mols-1m-2) | Clorofila ($mg/m^3$) | Salinidad (PSU) |
| **MÍNIMO** | 12.36 | 4.49 | 8.77 | 6.31 | 42.72 | 0.46 | 39.44 |
| **PROF (metros)** | 2.72 | 1.302 | 5.294 | 5.306 | 5.319 | 1.065 | 0.703 |
| **MÁXIMO** | 12.78 | 12.78 | 15.49 | 6.85 | 297.95 | 2.37 | 39.95 |
| **PROF (metros)** | 5.131 | 4.778 | 4.534 | 2.292 | 0.963 | 4.942 | 4.854 |

| DATOS MEDIOS PARA CADA VARIABLE EN TODA LA COLUMNA DE AGUA | | | | | | | |
|---|---|---|---|---|---|---|---|
| CTD E04 - Punto 019 | Temp. (°C) | Conductividad (S/m) | Turbidez (FTU) | Oxígeno (mg/L) | PAR/Irradiancia (mols-1m-2) | Clorofila (mg/m3) | Salinidad (PSU) |
| 0 - 1m | 12.43 | 4.5 | 9.46 | 6.62 | 280.63 | 0.5 | 39.44 |
| 1 - 2m | 12.4 | 4.49 | 9.85 | 6.63 | 291.4 | 0.54 | 39.44 |
| 2 - 3m | 12.37 | 4.49 | 10.47 | 6.72 | 247.08 | 0.83 | 39.46 |
| 3 - 4m | 12.45 | 4.51 | 12.98 | 6.6 | 163.25 | 1.58 | 39.56 |
| 4 - 5m | 12.67 | 4.56 | 14.47 | 6.6 | 88.07 | 2.21 | 39.8 |
| 5 - 6m | 12.78 | 4.58 | 9.94 | 6.36 | 47.11 | 1.94 | 39.93 |

| OBSERVACIONES GENERALES |
|---|
| CLOROFILA elevada en la(s) columna(s) de agua 4 - 5m con los valores 2.21 respectivamente |

| DATOS DETALLADOS PARA CADA VARIABLE EN TODA LA COLUMNA DE AGUA | | | | | | | |
|---|---|---|---|---|---|---|---|
| Profundidad (m) | Temp. (°C) | Conductividad (S/m) | Turbidez (FTU) | Oxígeno (mg/L) | PAR/Irradiancia (mols-1m-2) | Clorofila (mg/m3) | Salinidad (PSU) |
| 0.703 | 12.43 | 4.5 | 9.35 | 6.61 | 275.31 | 0.47 | 39.44 |
| 0.765 | 12.43 | 4.5 | 9.38 | 6.62 | 274.22 | 0.48 | 39.44 |
| 0.813 | 12.43 | 4.5 | 9.69 | 6.62 | 274.41 | 0.53 | 39.45 |
| 0.872 | 12.43 | 4.5 | 9.38 | 6.62 | 281.24 | 0.51 | 39.44 |
| 0.963 | 12.43 | 4.5 | 9.5 | 6.63 | 297.95 | 0.51 | 39.44 |
| 1.065 | 12.43 | 4.5 | 9.08 | 6.64 | 294.17 | 0.46 | 39.44 |
| 1.164 | 12.42 | 4.5 | 9.35 | 6.65 | 286.64 | 0.53 | 39.44 |
| 1.245 | 12.42 | 4.5 | 9.35 | 6.65 | 289.64 | 0.54 | 39.44 |
| 1.302 | 12.42 | 4.49 | 9.77 | 6.65 | 295.13 | 0.5 | 39.44 |
| 1.348 | 12.41 | 4.49 | 10.38 | 6.64 | 295.4 | 0.52 | 39.44 |
| 1.408 | 12.41 | 4.49 | 10.34 | 6.64 | 293.36 | 0.5 | 39.44 |
| 1.487 | 12.41 | 4.49 | 10.68 | 6.63 | 293.29 | 0.51 | 39.44 |
| 1.581 | 12.4 | 4.49 | 9.69 | 6.63 | 294.45 | 0.54 | 39.44 |
| 1.69 | 12.4 | 4.49 | 9.58 | 6.62 | 295.81 | 0.57 | 39.44 |
| 1.778 | 12.4 | 4.49 | 9.27 | 6.62 | 294.58 | 0.53 | 39.44 |
| 1.838 | 12.39 | 4.49 | 9.69 | 6.62 | 291.46 | 0.58 | 39.44 |
| 1.869 | 12.39 | 4.49 | 10.15 | 6.62 | 288.03 | 0.58 | 39.44 |
| 1.911 | 12.38 | 4.49 | 10.22 | 6.61 | 286.04 | 0.56 | 39.45 |
| 1.99 | 12.38 | 4.49 | 10.38 | 6.66 | 281.63 | 0.61 | 39.44 |
| 2.099 | 12.38 | 4.49 | 9.92 | 6.73 | 276.14 | 0.58 | 39.45 |
| 2.205 | 12.37 | 4.49 | 9.77 | 6.8 | 272.45 | 0.64 | 39.45 |
| 2.267 | 12.37 | 4.49 | 9.69 | 6.84 | 270.88 | 0.64 | 39.45 |
| 2.292 | 12.37 | 4.49 | 10.15 | 6.85 | 268.94 | 0.69 | 39.46 |
| 2.314 | 12.37 | 4.49 | 10.72 | 6.84 | 265.65 | 0.72 | 39.46 |
| 2.366 | 12.37 | 4.49 | 10.72 | 6.8 | 259.87 | 0.74 | 39.46 |
| 2.469 | 12.37 | 4.49 | 10.26 | 6.77 | 250.52 | 0.82 | 39.46 |
| 2.604 | 12.37 | 4.49 | 9.88 | 6.71 | 236.69 | 0.89 | 39.46 |
| 2.72 | 12.36 | 4.49 | 9.69 | 6.67 | 230.09 | 0.89 | 39.46 |
| 2.783 | 12.36 | 4.49 | 10.49 | 6.64 | 230.25 | 0.94 | 39.46 |
| 2.795 | 12.36 | 4.49 | 10.95 | 6.61 | 232.18 | 0.99 | 39.47 |
| 2.802 | 12.36 | 4.49 | 11.37 | 6.6 | 230.52 | 0.98 | 39.47 |
| 2.845 | 12.36 | 4.49 | 11.52 | 6.6 | 223.52 | 1.05 | 39.47 |
| 2.936 | 12.36 | 4.49 | 11.41 | 6.59 | 211.43 | 1.07 | 39.48 |
| 3.053 | 12.36 | 4.49 | 10.34 | 6.59 | 201.71 | 1.1 | 39.48 |
| 3.157 | 12.37 | 4.49 | 10.49 | 6.6 | 194.91 | 1.12 | 39.49 |

| | | | | | | | |
|---|---|---|---|---|---|---|---|
| 3.226 | 12.37 | 4.5 | 11.37 | 6.6 | 189.7 | 1.2 | 39.53 |
| 3.252 | 12.39 | 4.5 | 11.64 | 6.6 | 189.52 | 1.25 | 39.54 |
| 3.266 | 12.4 | 4.5 | 12.32 | 6.6 | 187.29 | 1.34 | 39.53 |
| 3.311 | 12.41 | 4.5 | 11.9 | 6.6 | 181.99 | 1.47 | 39.52 |
| 3.382 | 12.42 | 4.51 | 12.47 | 6.6 | 175.52 | 1.48 | 39.55 |
| 3.461 | 12.44 | 4.51 | 13.12 | 6.6 | 168.0 | 1.45 | 39.57 |
| 3.525 | 12.45 | 4.51 | 12.66 | 6.6 | 162.15 | 1.58 | 39.58 |
| 3.578 | 12.47 | 4.51 | 14.04 | 6.6 | 156.46 | 1.58 | 39.57 |
| 3.653 | 12.49 | 4.52 | 13.89 | 6.6 | 147.76 | 1.69 | 39.58 |
| 3.739 | 12.5 | 4.52 | 13.5 | 6.6 | 143.07 | 1.77 | 39.59 |
| 3.795 | 12.51 | 4.52 | 14.23 | 6.6 | 140.87 | 1.8 | 39.59 |
| 3.816 | 12.52 | 4.52 | 14.46 | 6.6 | 140.87 | 1.96 | 39.59 |
| 3.825 | 12.53 | 4.52 | 14.57 | 6.6 | 138.57 | 1.99 | 39.6 |
| 3.859 | 12.53 | 4.52 | 15.3 | 6.6 | 132.88 | 1.96 | 39.59 |
| 3.938 | 12.53 | 4.53 | 14.42 | 6.6 | 124.01 | 2.15 | 39.64 |
| 4.04 | 12.55 | 4.53 | 14.19 | 6.61 | 115.87 | 2.22 | 39.69 |
| 4.12 | 12.57 | 4.54 | 14.5 | 6.64 | 112.14 | 2.23 | 39.7 |
| 4.159 | 12.6 | 4.54 | 14.88 | 6.66 | 111.52 | 2.22 | 39.7 |
| 4.168 | 12.62 | 4.54 | 14.84 | 6.65 | 110.51 | 2.21 | 39.69 |
| 4.192 | 12.63 | 4.54 | 15.03 | 6.66 | 106.81 | 2.23 | 39.67 |
| 4.245 | 12.63 | 4.54 | 14.42 | 6.67 | 101.48 | 2.32 | 39.69 |
| 4.318 | 12.64 | 4.55 | 14.57 | 6.66 | 95.63 | 2.2 | 39.75 |
| 4.399 | 12.65 | 4.56 | 14.5 | 6.69 | 90.9 | 2.27 | 39.78 |
| 4.477 | 12.68 | 4.56 | 15.07 | 6.68 | 86.78 | 2.24 | 39.79 |
| 4.534 | 12.7 | 4.56 | 15.49 | 6.66 | 84.74 | 2.02 | 39.8 |
| 4.568 | 12.71 | 4.56 | 15.41 | 6.62 | 82.26 | 2.05 | 39.8 |
| 4.619 | 12.72 | 4.56 | 14.99 | 6.6 | 77.32 | 2.09 | 39.8 |
| 4.778 | 12.73 | 4.58 | 14.72 | 6.52 | 68.3 | 2.11 | 39.94 |
| 4.854 | 12.74 | 4.58 | 14.3 | 6.49 | 65.53 | 2.23 | 39.95 |
| 4.909 | 12.76 | 4.58 | 14.27 | 6.46 | 63.92 | 2.32 | 39.93 |
| 4.942 | 12.77 | 4.58 | 13.66 | 6.44 | 62.87 | 2.37 | 39.94 |
| 4.967 | 12.77 | 4.58 | 11.1 | 6.42 | 60.58 | 2.17 | 39.94 |
| 5.032 | 12.77 | 4.58 | 10.6 | 6.4 | 55.14 | 1.99 | 39.94 |
| 5.131 | 12.78 | 4.58 | 10.3 | 6.39 | 50.62 | 2.09 | 39.94 |
| 5.215 | 12.78 | 4.58 | 10.11 | 6.37 | 48.5 | 2.14 | 39.94 |
| 5.264 | 12.78 | 4.58 | 10.07 | 6.36 | 47.79 | 2.1 | 39.94 |
| 5.283 | 12.78 | 4.58 | 9.84 | 6.35 | 46.62 | 1.98 | 39.94 |
| 5.294 | 12.78 | 4.58 | 8.77 | 6.33 | 45.42 | 1.83 | 39.94 |
| 5.306 | 12.78 | 4.58 | 9.69 | 6.31 | 43.74 | 1.78 | 39.92 |
| 5.313 | 12.78 | 4.58 | 10.15 | 6.36 | 43.47 | 1.81 | 39.91 |
| 5.319 | 12.77 | 4.58 | 9.96 | 6.37 | 42.72 | 1.69 | 39.91 |

**Nombre: CTD E05 - Punto 020** **Fecha: 06/04/2022** **Hora: 11:04:51**

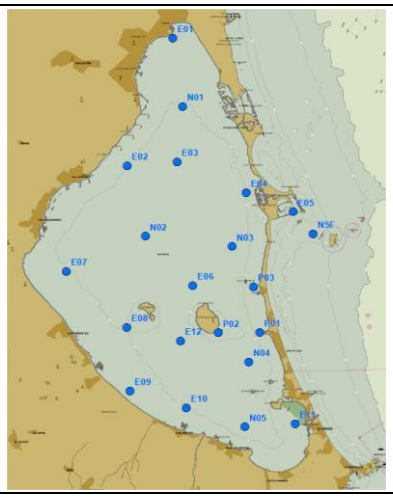


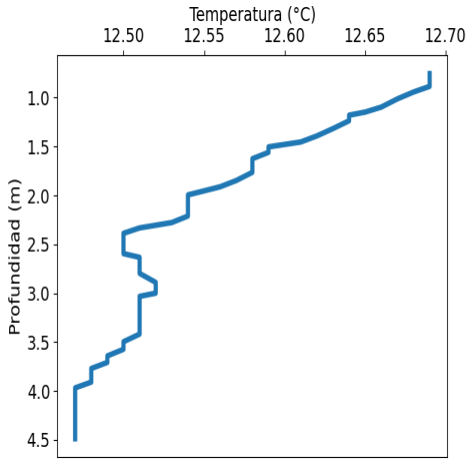


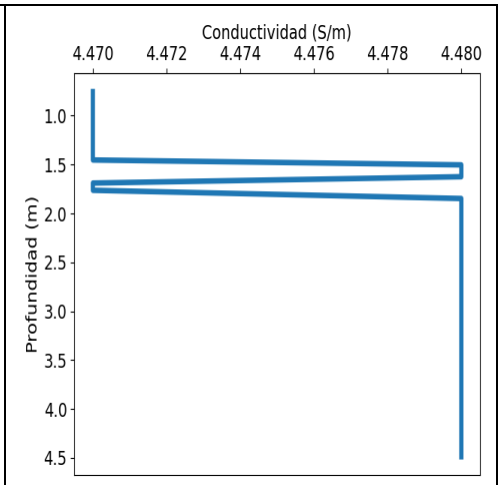


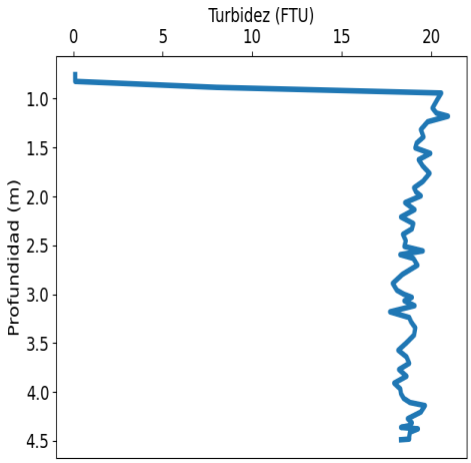


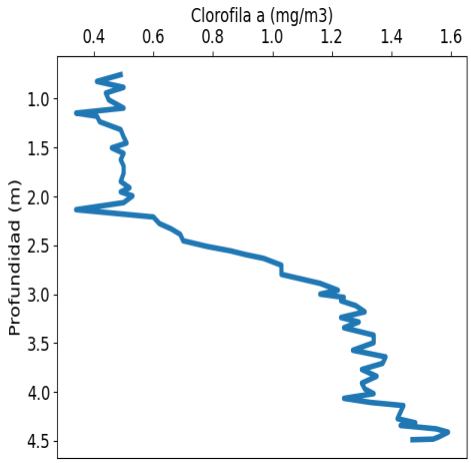


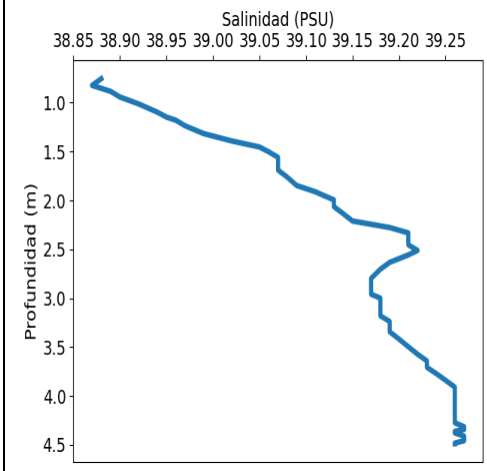


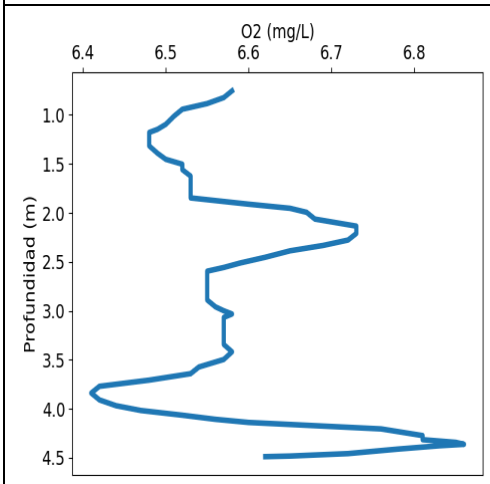


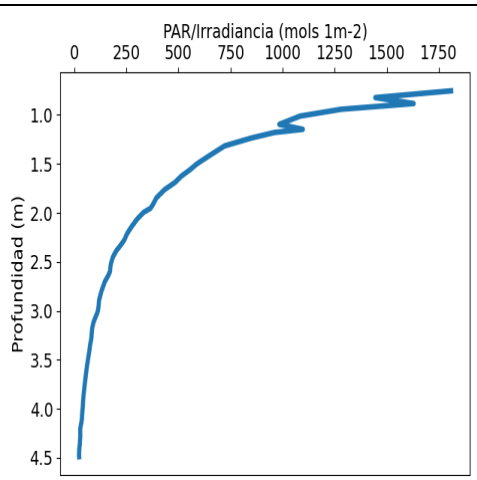

| VALORACIÓN PRELIMINAR DE DATOS: NIVELES MÍNIMOS Y MÁXIMOS PARA CADA VARIABLE | | | | | | | |
|---|---|---|---|---|---|---|---|
| | Temp. (°C) | Conductividad (S/m) | Turbidez (FTU) | Oxígeno (mg/l) | PAR/Irradiancia (mols-1m-2) | Clorofila ($mg/m^3$) | Salinidad (PSU) |
| **MÍNIMO** | 12.47 | 4.47 | 0.11 | 6.41 | 22.44 | 0.34 | 38.87 |
| **PROF (metros)** | 3.968 | 0.754 | 0.754 | 3.839 | 4.482 | 1.147 | 0.823 |
| **MÁXIMO** | 12.69 | 12.69 | 20.94 | 6.86 | 1809.5 | 1.59 | 39.27 |
| **PROF (metros)** | 0.754 | 1.503 | 1.179 | 4.362 | 0.754 | 4.411 | 4.315 |

| DATOS MEDIOS PARA CADA VARIABLE EN TODA LA COLUMNA DE AGUA | | | | | | | |
|---|---|---|---|---|---|---|---|
| CTD E05 - Punto 020 | Temp. (°C) | Conductividad (S/m) | Turbidez (FTU) | Oxígeno (mg/L) | PAR/Irradiancia (mols-1m-2) | Clorofila (mg/m3) | Salinidad (PSU) |
| 0 - 1m | 12.69 | 4.47 | 7.2 | 6.55 | 1541.8 | 0.46 | 38.88 |
| 1 - 2m | 12.6 | 4.47 | 19.68 | 6.53 | 648.77 | 0.48 | 39.04 |
| 2 - 3m | 12.51 | 4.48 | 18.64 | 6.62 | 186.75 | 0.83 | 39.18 |
| 3 - 4m | 12.5 | 4.48 | 18.57 | 6.53 | 69.31 | 1.3 | 39.21 |
| 4 - 5m | 12.47 | 4.48 | 18.81 | 6.7 | 28.48 | 1.45 | 39.26 |

| OBSERVACIONES GENERALES |
|---|
| |

| DATOS DETALLADOS PARA CADA VARIABLE EN TODA LA COLUMNA DE AGUA | | | | | | | |
|---|---|---|---|---|---|---|---|
| Profundidad (m) | Temp. (°C) | Conductividad (S/m) | Turbidez (FTU) | Oxígeno (mg/L) | PAR/Irradiancia (mols-1m-2) | Clorofila (mg/m3) | Salinidad (PSU) |
| 0.754 | 12.69 | 4.47 | 0.11 | 6.58 | 1809.5 | 0.49 | 38.88 |
| 0.823 | 12.69 | 4.47 | 0.11 | 6.57 | 1445.2 | 0.41 | 38.87 |
| 0.884 | 12.69 | 4.47 | 8.01 | 6.55 | 1629.9 | 0.5 | 38.89 |
| 0.942 | 12.68 | 4.47 | 20.56 | 6.52 | 1282.6 | 0.44 | 38.9 |
| 1.012 | 12.67 | 4.47 | 20.33 | 6.51 | 1084.0 | 0.45 | 38.92 |
| 1.096 | 12.66 | 4.47 | 20.07 | 6.5 | 984.09 | 0.5 | 38.94 |
| 1.147 | 12.65 | 4.47 | 20.29 | 6.49 | 1097.6 | 0.34 | 38.95 |
| 1.179 | 12.64 | 4.47 | 20.94 | 6.48 | 961.1 | 0.41 | 38.96 |
| 1.236 | 12.64 | 4.47 | 19.8 | 6.48 | 849.61 | 0.42 | 38.97 |
| 1.316 | 12.63 | 4.47 | 19.42 | 6.48 | 721.86 | 0.49 | 38.99 |
| 1.391 | 12.62 | 4.47 | 19.57 | 6.49 | 666.39 | 0.5 | 39.02 |
| 1.453 | 12.61 | 4.47 | 19.19 | 6.5 | 621.34 | 0.51 | 39.05 |
| 1.503 | 12.59 | 4.48 | 19.11 | 6.52 | 586.5 | 0.46 | 39.06 |
| 1.559 | 12.59 | 4.48 | 19.95 | 6.52 | 555.66 | 0.5 | 39.07 |
| 1.624 | 12.58 | 4.48 | 19.3 | 6.53 | 514.15 | 0.49 | 39.07 |
| 1.689 | 12.58 | 4.47 | 19.53 | 6.53 | 483.3 | 0.5 | 39.07 |
| 1.763 | 12.58 | 4.47 | 19.91 | 6.53 | 433.01 | 0.5 | 39.08 |
| 1.847 | 12.57 | 4.48 | 19.53 | 6.53 | 393.85 | 0.49 | 39.09 |
| 1.911 | 12.56 | 4.48 | 19.04 | 6.6 | 378.2 | 0.52 | 39.11 |
| 1.953 | 12.55 | 4.48 | 19.15 | 6.65 | 365.7 | 0.49 | 39.12 |
| 1.994 | 12.54 | 4.48 | 19.42 | 6.67 | 332.78 | 0.53 | 39.13 |
| 2.063 | 12.54 | 4.48 | 18.54 | 6.68 | 301.56 | 0.5 | 39.13 |
| 2.135 | 12.54 | 4.48 | 19.07 | 6.73 | 276.46 | 0.34 | 39.14 |
| 2.21 | 12.54 | 4.48 | 18.31 | 6.73 | 253.68 | 0.6 | 39.15 |
| 2.277 | 12.53 | 4.48 | 19.0 | 6.72 | 239.73 | 0.62 | 39.19 |
| 2.332 | 12.51 | 4.48 | 18.92 | 6.69 | 221.46 | 0.66 | 39.21 |
| 2.387 | 12.5 | 4.48 | 18.42 | 6.65 | 201.06 | 0.69 | 39.21 |
| 2.453 | 12.5 | 4.48 | 18.58 | 6.62 | 184.53 | 0.7 | 39.21 |
| 2.511 | 12.5 | 4.48 | 18.5 | 6.59 | 176.67 | 0.78 | 39.22 |
| 2.557 | 12.5 | 4.48 | 19.53 | 6.57 | 172.66 | 0.86 | 39.21 |
| 2.595 | 12.5 | 4.48 | 18.27 | 6.55 | 171.42 | 0.91 | 39.2 |
| 2.633 | 12.51 | 4.48 | 19.0 | 6.55 | 164.23 | 0.97 | 39.19 |
| 2.703 | 12.51 | 4.48 | 19.23 | 6.55 | 146.16 | 1.03 | 39.18 |
| 2.797 | 12.51 | 4.48 | 18.39 | 6.55 | 130.43 | 1.03 | 39.17 |
| 2.889 | 12.52 | 4.48 | 17.85 | 6.55 | 118.94 | 1.16 | 39.17 |
| 2.959 | 12.52 | 4.48 | 18.08 | 6.56 | 116.03 | 1.22 | 39.17 |
| 2.999 | 12.52 | 4.48 | 18.46 | 6.57 | 113.05 | 1.16 | 39.18 |

| | | | | | | | |
|---|---|---|---|---|---|---|---|
| 3.032 | 12.51 | 4.48 | 18.92 | 6.58 | 108.11 | 1.24 | 39.18 |
| 3.067 | 12.51 | 4.48 | 18.5 | 6.57 | 100.96 | 1.23 | 39.18 |
| 3.117 | 12.51 | 4.48 | 19.07 | 6.57 | 91.98 | 1.28 | 39.18 |
| 3.18 | 12.51 | 4.48 | 17.7 | 6.57 | 85.46 | 1.31 | 39.18 |
| 3.238 | 12.51 | 4.48 | 18.77 | 6.57 | 82.95 | 1.23 | 39.19 |
| 3.284 | 12.51 | 4.48 | 18.88 | 6.57 | 81.37 | 1.29 | 39.19 |
| 3.343 | 12.51 | 4.48 | 19.11 | 6.57 | 76.11 | 1.24 | 39.19 |
| 3.418 | 12.51 | 4.48 | 19.04 | 6.58 | 71.28 | 1.34 | 39.2 |
| 3.496 | 12.5 | 4.48 | 18.62 | 6.57 | 65.33 | 1.34 | 39.21 |
| 3.573 | 12.5 | 4.48 | 18.16 | 6.54 | 60.06 | 1.27 | 39.22 |
| 3.641 | 12.49 | 4.48 | 18.62 | 6.53 | 55.95 | 1.38 | 39.23 |
| 3.707 | 12.49 | 4.48 | 18.77 | 6.48 | 52.23 | 1.37 | 39.23 |
| 3.77 | 12.48 | 4.48 | 18.2 | 6.42 | 48.83 | 1.3 | 39.24 |
| 3.839 | 12.48 | 4.48 | 18.62 | 6.41 | 45.37 | 1.35 | 39.25 |
| 3.909 | 12.48 | 4.48 | 17.93 | 6.42 | 42.24 | 1.3 | 39.26 |
| 3.968 | 12.47 | 4.48 | 18.27 | 6.44 | 40.75 | 1.31 | 39.26 |
| 4.017 | 12.47 | 4.48 | 18.31 | 6.47 | 38.89 | 1.34 | 39.26 |
| 4.065 | 12.47 | 4.48 | 18.46 | 6.52 | 36.99 | 1.24 | 39.26 |
| 4.107 | 12.47 | 4.48 | 18.81 | 6.56 | 36.06 | 1.33 | 39.26 |
| 4.139 | 12.47 | 4.48 | 19.65 | 6.6 | 33.72 | 1.44 | 39.26 |
| 4.205 | 12.47 | 4.48 | 19.42 | 6.76 | 28.04 | 1.43 | 39.26 |
| 4.273 | 12.47 | 4.48 | 18.69 | 6.81 | 28.54 | 1.42 | 39.26 |
| 4.315 | 12.47 | 4.48 | 18.92 | 6.81 | 27.32 | 1.48 | 39.27 |
| 4.342 | 12.47 | 4.48 | 18.81 | 6.85 | 26.54 | 1.43 | 39.27 |
| 4.362 | 12.47 | 4.48 | 18.31 | 6.86 | 26.09 | 1.5 | 39.26 |
| 4.377 | 12.47 | 4.48 | 19.26 | 6.83 | 25.27 | 1.55 | 39.26 |
| 4.411 | 12.47 | 4.48 | 18.81 | 6.78 | 23.54 | 1.59 | 39.27 |
| 4.457 | 12.47 | 4.48 | 18.77 | 6.72 | 22.61 | 1.56 | 39.27 |
| 4.482 | 12.47 | 4.48 | 18.77 | 6.65 | 22.44 | 1.54 | 39.26 |
| 4.488 | 12.47 | 4.48 | 18.31 | 6.62 | 22.74 | 1.47 | 39.26 |

**Nombre: CTD N5F - Punto 021** **Fecha: 06/04/2022** **Hora: 11:04:46**

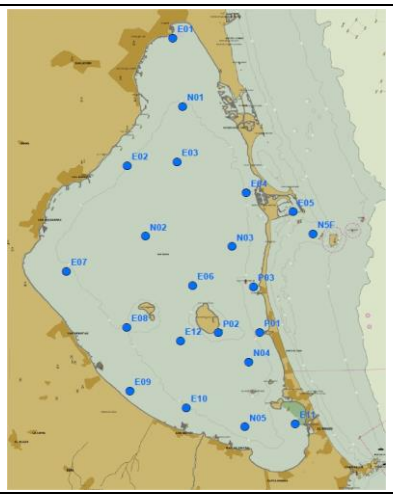


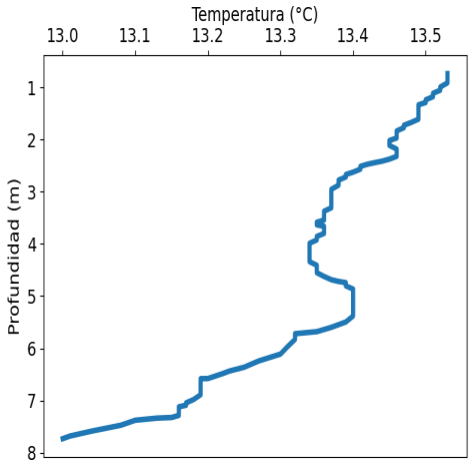


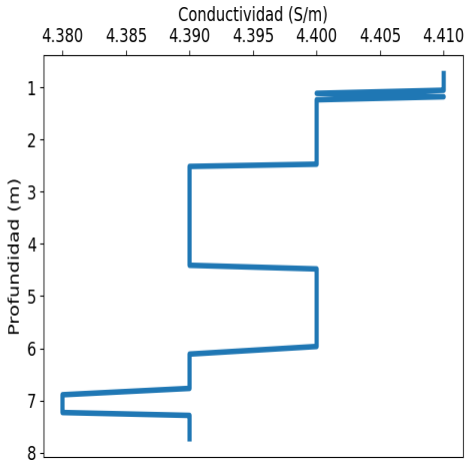


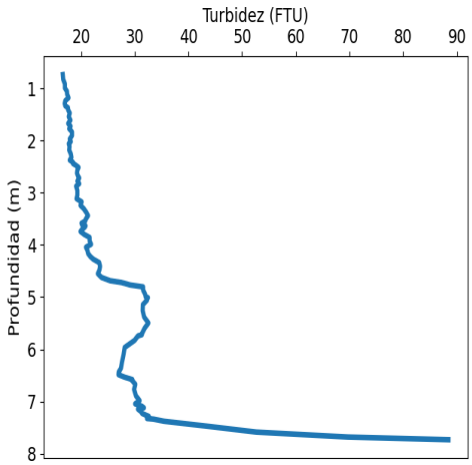


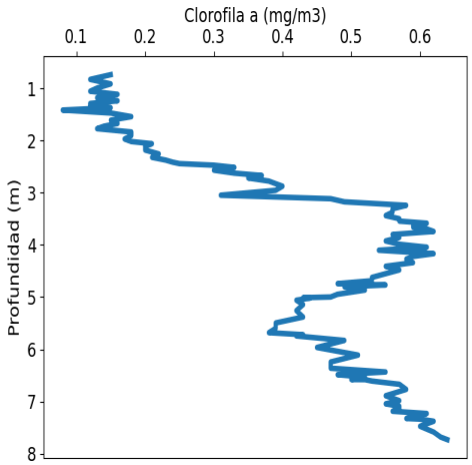


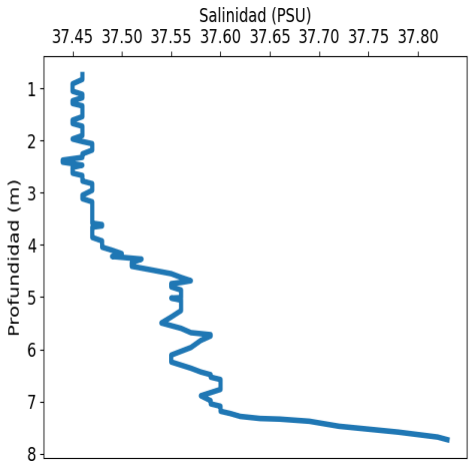


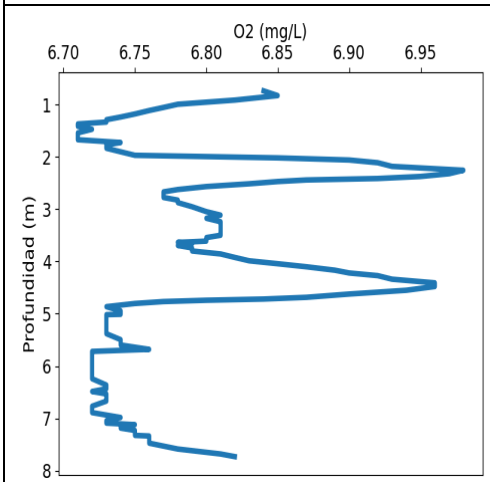


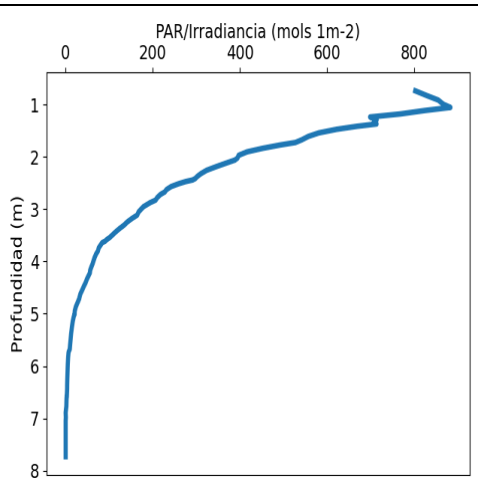

| VALORACIÓN PRELIMINAR DE DATOS: NIVELES MÍNIMOS Y MÁXIMOS PARA CADA VARIABLE | | | | | | | |
|---|---|---|---|---|---|---|---|
| | Temp. (°C) | Conductividad (S/m) | Turbidez (FTU) | Oxígeno (mg/l) | PAR/Irradiancia (mols-1m-2) | Clorofila ($mg/m^3$) | Salinidad (PSU) |
| **MÍNIMO** | 13.0 | 4.38 | 16.59 | 6.71 | 0.76 | 0.08 | 37.44 |
| **PROF (metros)** | 7.735 | 6.892 | 0.734 | 1.368 | 6.892 | 1.413 | 2.373 |
| **MÁXIMO** | 13.53 | 13.53 | 88.43 | 6.98 | 882.73 | 0.64 | 37.83 |
| **PROF (metros)** | 0.734 | 0.734 | 7.735 | 2.254 | 1.052 | 7.735 | 7.735 |

| DATOS MEDIOS PARA CADA VARIABLE EN TODA LA COLUMNA DE AGUA | | | | | | | |
|---|---|---|---|---|---|---|---|
| CTD N5F - Punto 021 | Temp. (°C) | Conductividad (S/m) | Turbidez (FTU) | Oxígeno (mg/L) | PAR/Irradiancia (mols-1m-2) | Clorofila (mg/m3) | Salinidad (PSU) |
| 0 - 1m | 13.53 | 4.41 | 16.8 | 6.82 | 837.86 | 0.14 | 37.45 |
| 1 - 2m | 13.49 | 4.4 | 17.65 | 6.73 | 621.39 | 0.15 | 37.46 |
| 2 - 3m | 13.42 | 4.4 | 18.73 | 6.85 | 277.67 | 0.29 | 37.46 |
| 3 - 4m | 13.36 | 4.39 | 20.54 | 6.8 | 104.36 | 0.56 | 37.47 |
| 4 - 5m | 13.37 | 4.4 | 25.66 | 6.85 | 39.83 | 0.54 | 37.53 |
| 5 - 6m | 13.37 | 4.4 | 31.34 | 6.73 | 12.84 | 0.42 | 37.56 |
| 6 - 7m | 13.22 | 4.39 | 28.81 | 6.73 | 3.19 | 0.52 | 37.58 |
| 7 - 8m | 13.12 | 4.39 | 41.02 | 6.76 | 0.76 | 0.59 | 37.67 |

| OBSERVACIONES GENERALES |
|---|
| |

| DATOS DETALLADOS PARA CADA VARIABLE EN TODA LA COLUMNA DE AGUA | | | | | | | |
|---|---|---|---|---|---|---|---|
| Profundidad (m) | Temp. (°C) | Conductividad (S/m) | Turbidez (FTU) | Oxígeno (mg/L) | PAR/Irradiancia (mols-1m-2) | Clorofila (mg/m3) | Salinidad (PSU) |
| 0.734 | 13.53 | 4.41 | 16.59 | 6.84 | 801.96 | 0.15 | 37.46 |
| 0.825 | 13.53 | 4.41 | 16.67 | 6.85 | 828.41 | 0.12 | 37.46 |
| 0.911 | 13.53 | 4.41 | 16.98 | 6.82 | 854.74 | 0.15 | 37.45 |
| 0.991 | 13.52 | 4.41 | 16.98 | 6.78 | 866.31 | 0.13 | 37.45 |
| 1.052 | 13.52 | 4.41 | 17.36 | 6.77 | 882.73 | 0.12 | 37.45 |
| 1.111 | 13.51 | 4.4 | 17.4 | 6.76 | 823.82 | 0.16 | 37.46 |
| 1.177 | 13.51 | 4.41 | 17.66 | 6.75 | 767.41 | 0.13 | 37.46 |
| 1.235 | 13.5 | 4.4 | 17.05 | 6.74 | 698.33 | 0.16 | 37.45 |
| 1.287 | 13.5 | 4.4 | 16.94 | 6.73 | 713.71 | 0.12 | 37.45 |
| 1.332 | 13.49 | 4.4 | 17.05 | 6.73 | 706.96 | 0.12 | 37.46 |
| 1.368 | 13.49 | 4.4 | 17.55 | 6.71 | 713.38 | 0.15 | 37.46 |
| 1.413 | 13.49 | 4.4 | 17.59 | 6.71 | 668.25 | 0.08 | 37.46 |
| 1.47 | 13.49 | 4.4 | 17.89 | 6.72 | 622.06 | 0.15 | 37.46 |
| 1.539 | 13.49 | 4.4 | 17.7 | 6.71 | 580.95 | 0.18 | 37.46 |
| 1.607 | 13.49 | 4.4 | 18.01 | 6.71 | 556.82 | 0.15 | 37.45 |
| 1.67 | 13.48 | 4.4 | 17.59 | 6.71 | 542.3 | 0.16 | 37.45 |
| 1.723 | 13.47 | 4.4 | 18.04 | 6.74 | 527.31 | 0.14 | 37.46 |
| 1.77 | 13.47 | 4.4 | 17.78 | 6.73 | 492.69 | 0.13 | 37.46 |
| 1.833 | 13.46 | 4.4 | 18.31 | 6.73 | 452.82 | 0.18 | 37.46 |
| 1.901 | 13.46 | 4.4 | 18.31 | 6.74 | 416.77 | 0.18 | 37.46 |
| 1.968 | 13.46 | 4.4 | 17.89 | 6.75 | 397.24 | 0.17 | 37.45 |
| 2.017 | 13.45 | 4.4 | 18.08 | 6.85 | 394.86 | 0.18 | 37.46 |
| 2.058 | 13.45 | 4.4 | 17.7 | 6.9 | 388.86 | 0.21 | 37.47 |
| 2.11 | 13.45 | 4.4 | 17.85 | 6.92 | 370.99 | 0.2 | 37.47 |
| 2.18 | 13.46 | 4.4 | 17.78 | 6.93 | 347.36 | 0.2 | 37.47 |
| 2.254 | 13.46 | 4.4 | 18.08 | 6.98 | 323.95 | 0.22 | 37.46 |
| 2.32 | 13.46 | 4.4 | 18.2 | 6.97 | 310.57 | 0.21 | 37.46 |
| 2.373 | 13.45 | 4.4 | 17.89 | 6.95 | 302.33 | 0.23 | 37.44 |
| 2.412 | 13.44 | 4.4 | 18.46 | 6.92 | 297.88 | 0.24 | 37.44 |
| 2.44 | 13.43 | 4.4 | 18.5 | 6.87 | 291.66 | 0.25 | 37.45 |
| 2.47 | 13.42 | 4.4 | 19.0 | 6.85 | 275.94 | 0.3 | 37.46 |
| 2.513 | 13.41 | 4.39 | 19.53 | 6.83 | 259.27 | 0.33 | 37.45 |
| 2.566 | 13.41 | 4.39 | 19.3 | 6.8 | 242.52 | 0.3 | 37.45 |
| 2.623 | 13.4 | 4.39 | 19.23 | 6.78 | 231.97 | 0.33 | 37.45 |

| | | | | | | | |
|---|---|---|---|---|---|---|---|
| 2.668 | 13.39 | 4.39 | 19.38 | 6.77 | 228.08 | 0.37 | 37.46 |
| 2.716 | 13.39 | 4.39 | 19.65 | 6.77 | 218.25 | 0.35 | 37.46 |
| 2.775 | 13.38 | 4.39 | 19.3 | 6.77 | 210.79 | 0.38 | 37.46 |
| 2.825 | 13.38 | 4.39 | 19.65 | 6.78 | 206.92 | 0.39 | 37.47 |
| 2.873 | 13.38 | 4.39 | 19.07 | 6.78 | 194.5 | 0.4 | 37.47 |
| 2.952 | 13.37 | 4.39 | 19.3 | 6.79 | 178.97 | 0.39 | 37.47 |
| 3.046 | 13.37 | 4.39 | 19.3 | 6.8 | 168.43 | 0.31 | 37.46 |
| 3.113 | 13.37 | 4.39 | 19.15 | 6.81 | 164.57 | 0.47 | 37.46 |
| 3.173 | 13.37 | 4.39 | 20.1 | 6.8 | 153.34 | 0.49 | 37.47 |
| 3.24 | 13.37 | 4.39 | 19.88 | 6.81 | 142.51 | 0.58 | 37.47 |
| 3.307 | 13.37 | 4.39 | 20.52 | 6.81 | 134.14 | 0.56 | 37.47 |
| 3.372 | 13.36 | 4.39 | 20.94 | 6.81 | 123.95 | 0.56 | 37.47 |
| 3.437 | 13.36 | 4.39 | 21.29 | 6.81 | 114.9 | 0.55 | 37.47 |
| 3.498 | 13.36 | 4.39 | 20.9 | 6.81 | 107.23 | 0.57 | 37.47 |
| 3.543 | 13.36 | 4.39 | 20.75 | 6.8 | 101.48 | 0.57 | 37.47 |
| 3.583 | 13.35 | 4.39 | 20.07 | 6.8 | 94.6 | 0.61 | 37.47 |
| 3.61 | 13.35 | 4.39 | 20.18 | 6.8 | 91.47 | 0.6 | 37.48 |
| 3.623 | 13.35 | 4.39 | 20.37 | 6.79 | 88.65 | 0.59 | 37.48 |
| 3.634 | 13.35 | 4.39 | 20.83 | 6.78 | 85.35 | 0.59 | 37.48 |
| 3.659 | 13.36 | 4.39 | 20.68 | 6.79 | 82.91 | 0.59 | 37.47 |
| 3.693 | 13.36 | 4.39 | 20.26 | 6.78 | 80.21 | 0.61 | 37.47 |
| 3.741 | 13.36 | 4.39 | 19.88 | 6.79 | 76.57 | 0.62 | 37.47 |
| 3.799 | 13.36 | 4.39 | 20.6 | 6.79 | 74.63 | 0.56 | 37.47 |
| 3.856 | 13.35 | 4.39 | 21.59 | 6.81 | 70.62 | 0.57 | 37.47 |
| 3.923 | 13.35 | 4.39 | 21.59 | 6.82 | 67.08 | 0.55 | 37.48 |
| 3.987 | 13.34 | 4.39 | 21.86 | 6.83 | 64.65 | 0.57 | 37.48 |
| 4.043 | 13.34 | 4.39 | 20.9 | 6.85 | 62.58 | 0.61 | 37.48 |
| 4.101 | 13.34 | 4.39 | 21.17 | 6.87 | 59.77 | 0.54 | 37.49 |
| 4.167 | 13.34 | 4.39 | 21.32 | 6.89 | 57.01 | 0.62 | 37.5 |
| 4.22 | 13.34 | 4.39 | 21.71 | 6.9 | 56.25 | 0.59 | 37.49 |
| 4.271 | 13.34 | 4.39 | 22.24 | 6.92 | 53.23 | 0.58 | 37.52 |
| 4.339 | 13.34 | 4.39 | 23.38 | 6.93 | 49.45 | 0.59 | 37.51 |
| 4.409 | 13.35 | 4.39 | 23.54 | 6.96 | 46.22 | 0.55 | 37.51 |
| 4.479 | 13.35 | 4.4 | 23.42 | 6.96 | 42.19 | 0.57 | 37.53 |
| 4.551 | 13.35 | 4.4 | 23.12 | 6.94 | 38.4 | 0.55 | 37.55 |
| 4.623 | 13.36 | 4.4 | 23.8 | 6.9 | 34.43 | 0.53 | 37.56 |
| 4.686 | 13.37 | 4.4 | 25.41 | 6.87 | 32.44 | 0.53 | 37.57 |
| 4.719 | 13.38 | 4.4 | 27.47 | 6.84 | 31.52 | 0.5 | 37.56 |
| 4.742 | 13.39 | 4.4 | 28.3 | 6.8 | 30.17 | 0.48 | 37.55 |
| 4.767 | 13.39 | 4.4 | 29.11 | 6.77 | 29.17 | 0.55 | 37.55 |
| 4.804 | 13.39 | 4.4 | 31.55 | 6.75 | 27.15 | 0.49 | 37.55 |
| 4.865 | 13.4 | 4.4 | 31.55 | 6.73 | 24.14 | 0.52 | 37.56 |
| 4.946 | 13.4 | 4.4 | 31.93 | 6.74 | 21.63 | 0.48 | 37.56 |
| 4.998 | 13.4 | 4.4 | 32.04 | 6.74 | 21.24 | 0.47 | 37.56 |
| 5.011 | 13.4 | 4.4 | 32.46 | 6.74 | 21.46 | 0.43 | 37.56 |
| 5.018 | 13.4 | 4.4 | 32.24 | 6.73 | 20.64 | 0.44 | 37.55 |
| 5.06 | 13.4 | 4.4 | 32.27 | 6.73 | 19.12 | 0.42 | 37.56 |
| 5.144 | 13.4 | 4.4 | 31.51 | 6.73 | 17.03 | 0.43 | 37.56 |
| 5.259 | 13.4 | 4.4 | 31.47 | 6.73 | 15.05 | 0.42 | 37.56 |
| 5.382 | 13.4 | 4.4 | 31.74 | 6.73 | 13.25 | 0.43 | 37.55 |
| 5.496 | 13.39 | 4.4 | 32.54 | 6.74 | 12.02 | 0.39 | 37.54 |
| 5.599 | 13.37 | 4.4 | 31.82 | 6.74 | 10.88 | 0.39 | 37.56 |
| 5.682 | 13.35 | 4.4 | 31.43 | 6.76 | 10.09 | 0.38 | 37.57 |
| 5.721 | 13.32 | 4.4 | 31.32 | 6.72 | 8.03 | 0.43 | 37.59 |
| 5.745 | 13.32 | 4.4 | 30.59 | 6.72 | 7.32 | 0.42 | 37.59 |
| 5.831 | 13.32 | 4.4 | 29.95 | 6.72 | 6.45 | 0.49 | 37.58 |
| 5.966 | 13.31 | 4.4 | 28.12 | 6.72 | 5.61 | 0.45 | 37.57 |
| 6.112 | 13.3 | 4.39 | 27.89 | 6.72 | 5.03 | 0.51 | 37.55 |

| | | | | | | | |
|---|---|---|---|---|---|---|---|
| 6.244 | 13.27 | 4.39 | 27.62 | 6.72 | 4.51 | 0.47 | 37.55 |
| 6.364 | 13.25 | 4.39 | 27.43 | 6.73 | 4.16 | 0.47 | 37.57 |
| 6.436 | 13.23 | 4.39 | 27.01 | 6.73 | 4.09 | 0.55 | 37.58 |
| 6.488 | 13.22 | 4.39 | 26.97 | 6.72 | 3.84 | 0.48 | 37.59 |
| 6.535 | 13.21 | 4.39 | 28.08 | 6.73 | 3.61 | 0.52 | 37.59 |
| 6.581 | 13.2 | 4.39 | 29.53 | 6.73 | 3.35 | 0.5 | 37.6 |
| 6.583 | 13.19 | 4.39 | 29.37 | 6.73 | 3.14 | 0.52 | 37.6 |
| 6.61 | 13.19 | 4.39 | 29.6 | 6.73 | 2.87 | 0.53 | 37.6 |
| 6.672 | 13.19 | 4.39 | 30.1 | 6.73 | 2.63 | 0.57 | 37.6 |
| 6.77 | 13.19 | 4.39 | 29.87 | 6.72 | 2.35 | 0.58 | 37.6 |
| 6.892 | 13.19 | 4.38 | 30.21 | 6.72 | 0.76 | 0.55 | 37.58 |
| 6.986 | 13.18 | 4.38 | 30.9 | 6.74 | 1.17 | 0.57 | 37.59 |
| 7.047 | 13.17 | 4.38 | 30.06 | 6.73 | 0.76 | 0.55 | 37.59 |
| 7.093 | 13.17 | 4.38 | 31.32 | 6.73 | 0.76 | 0.57 | 37.6 |
| 7.123 | 13.16 | 4.38 | 31.7 | 6.75 | 0.76 | 0.57 | 37.6 |
| 7.149 | 13.16 | 4.38 | 30.59 | 6.74 | 0.76 | 0.57 | 37.6 |
| 7.189 | 13.16 | 4.38 | 31.09 | 6.74 | 0.76 | 0.56 | 37.6 |
| 7.233 | 13.16 | 4.38 | 31.4 | 6.75 | 0.76 | 0.61 | 37.61 |
| 7.288 | 13.16 | 4.39 | 32.62 | 6.75 | 0.76 | 0.59 | 37.62 |
| 7.328 | 13.15 | 4.39 | 32.27 | 6.75 | 0.76 | 0.58 | 37.64 |
| 7.34 | 13.13 | 4.39 | 33.49 | 6.76 | 0.76 | 0.6 | 37.66 |
| 7.381 | 13.1 | 4.39 | 35.44 | 6.76 | 0.76 | 0.62 | 37.69 |
| 7.477 | 13.08 | 4.39 | 43.56 | 6.76 | 0.76 | 0.6 | 37.72 |
| 7.589 | 13.04 | 4.39 | 52.64 | 6.78 | 0.76 | 0.62 | 37.78 |
| 7.684 | 13.01 | 4.39 | 69.7 | 6.81 | 0.76 | 0.63 | 37.82 |
| 7.735 | 13.0 | 4.39 | 88.43 | 6.82 | 0.76 | 0.64 | 37.83 |